



**Bal Bharati**  
PUBLIC SCHOOL

**PITAMPURA  
HOLIDAY ACTIVITIES 2025-26  
PRESCHOOL**



Dear Parents,

It's been such a pleasure getting to know your little ones over the past few weeks. Watching them explore, make new friends, and slowly settle into their new school routine has been heartwarming for all of us.

Now that the summer holidays are here, it's time to enjoy some special moments together at home. But we also know how important it is to keep young minds engaged.

So, we've put together some fun and simple holiday activities to keep your child happily busy while continuing to learn and grow.

**Guidelines for parents**

These activities are designed to be a joyful learning experience for your child, so allow them to take the lead and explore at their own pace.

- The set includes a cover page and a set of 16 Holiday Assignments.
- Kindly take coloured printouts of all the sheets.
- Encourage your child to colour the cover page creatively.
- Once the activities are completed, arrange them in sequence and compile them into a spiral-bound booklet, with the cover page on top.
- To make the booklet even more special, you may paste a few photographs of your child engaged in these activities on A4 pastel sheets and include them in the booklet.
- This will become a cherished keepsake, capturing precious moments of summer learning and fun.
- Please ensure the completed booklet is submitted on **Wednesday, 2nd July**.



**Bal Bharati**  
PUBLIC SCHOOL

Little Learner's  
Summer  
Assignments

Name: \_\_\_\_\_





**Bal Bharati**  
PUBLIC SCHOOL

**PRESCHOOL**



**Holiday Assignment- 1**

## Language and Communication

**Skill: Observation**

**Reading And Conversation**

**Counting**


**Concentration And Focus**

### **Picture Conversation**



#### **Let's Talk About the Picture!**

- Name the objects in the picture.
- Name the colours.
- Count the number of tables, chairs and windows.
- What can you see outside the window?





## PRESCHOOL

### Holiday Assignment- 2

### Writing Readiness Activity

**Skill: Recognition**

**Eye Hand Coordination**

**Fine Motor Skill**

### Sand Tray Tracing

#### Materials Required:

1. A shallow tray with sides on it
2. Semolina or sand

#### Instructions:

1. Pour a thin layer of semolina or sand into the tray.  
(If you make it too thick, your child won't be able to see the lines they're creating).
2. Encourage your child to do scribbling, make horizontal and vertical lines using first two fingers. If they want, you can create a drawing for them to try to copy.



**# Note for the parent:**

**Make sure to keep an eye on your child during this activity so they don't try to eat the semolina or sand.**





## PRESCHOOL

### Holiday Assignment- 3

#### Writing Readiness Activity

**Skill: Eye Hand Coordination  
Fine Motor Skills**

#### **Pom-Poms and Clothespins**



#### **Materials required:**

1. 12 small pom-poms
2. A bowl
3. Muffin tray/ egg tray with 12 holes
4. A clothespin

#### **Instructions:**

1. Put the pom-poms into the bowl. Set the muffin tray/ egg tray and the clothespin nearby.
2. Ask your child to use the clothespin to transfer the pom-poms to an empty hole in the tray. You might need to demonstrate at first to ensure they figure out the right way to hold the clothespin without getting pinched.
3. Have them continue moving pom-poms one at a time until they fill each hole. Then, ask them to put the pom - pom back into the bowl.







## PRESCHOOL

### Holiday Assignment- 4

#### Critical Thinking Activity

**Skill: Tactile Sensory Skills**

**Critical Thinking**

**Observation**

**Fine Motor Skills**

#### **Mystery Bag**

- Fill a bag with objects like blocks, spoon, toys, comb, cotton, etc.
- Encourage your ward to reach in without looking and guess what it is.
- Ask children questions like- What do you feel? Is it hard, soft or round?



#### **Pattern Making**

Help your ward to use beads, coloured paper or toys to make and continue patterns.

Prompt children by asking What comes next?





## PRESCHOOL

### Holiday Assignment- 5

#### Personal Hygiene Activities

- **Nail care**

Help your ward to keep their nails trimmed and clean.

- **Sneezing and coughing etiquette**

Use role play to show sneezing and coughing into elbow or tissue.



- **Using the toilet**

Encourage your child wiping properly, flushing, and washing hands after using the washroom.

Use picture charts to support routines.







**Bal Bharati**  
PUBLIC SCHOOL



## PRESCHOOL

### Holiday Assignment- 6

#### Fine Motor Skills

To develop Fine Motor Skills, engage your child in activities like:

- Squeezing bath sponges
- Turning pages of a book
- Watering plants using a spray bottle
- Playing with playdough
- Sorting different types of pulses
- Opening and closing bottle caps / tiffin lids
- Peeling boiled potatoes
- Building with blocks
- Zipping and Unzipping
- Buttoning and unbuttoning
- Stringing beads

(NOTE- Click a few photos of your child while he/she is engaged in these activities.)








## PRESCHOOL

### Holiday Assignment- 7

#### Independent Skills

Inculcate the following 'Life skills' in your child to help them become independent.  
(click a few photos of the same)


- 
- Folding their clothes- napkins, towels etc
  - Brushing hair and teeth properly
  - Helping with laundry- sorting clothes
  - Helping at home by arranging groceries
  - Tidying up toys/books after use



#### Social Skills

Imbibe Social Skills in your child

- Motivate your child to greet friends and elders with a smile and making the eye contact.
- Using polite words- 'please' and 'thank you'.
- Help others in daily tasks.





Bal Bharati  
PUBLIC SCHOOL


PRESCHOOL

Holiday Assignment- 8

Writing Readiness

Skill – Eye Hand Coordination  
Fine Motor Skills

Straight Lines- Top to Bottom



This activity was-

Nice

Good

Wonderful

☐☐☐






PRESCHOOL

Holiday Assignment- 9

Writing Readiness

Skill – Eye Hand Coordination  
Fine Motor Skills

Straight Lines- Top to Bottom





PRESCHOOL

Holiday Assignment- 10

Writing Readiness

Skill – Eye Hand Coordination  
Fine Motor Skills

Straight Lines- Left to Right







## PRESCHOOL

### Holiday Assignment- 11

#### Foundational Numeracy

Skills: Naming and Identification  
Creativity

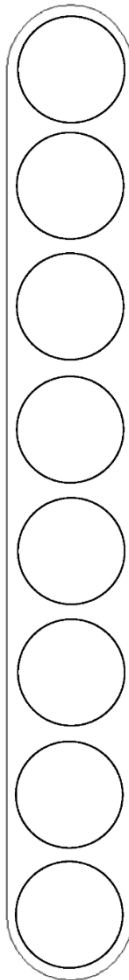
### Number Tracing- 1

#### Material Required:

1. Fevicol/Fevistick
2. Objects such as bindis, buttons, etc.

#### Steps to follow:

1. Collect objects mentioned above from your immediate environment.
2. Paste the objects within pre-drawn circles to form number 1.





PRESCHOOL

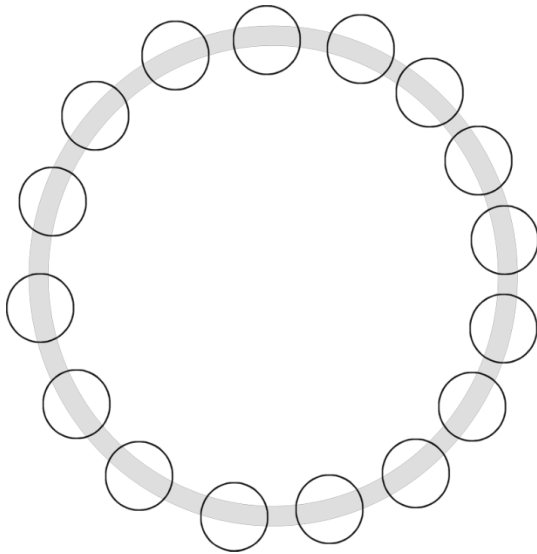
Holiday Assignment- 12

Foundational Numeracy


Skills: Shape Recognition  
Eye Hand Coordination  
Fine Motor Skills

I can Draw Circles


Color the Dots




Color the Circle



Trace the Circle



Complete the Circle







**Bal Bharati**  
PUBLIC SCHOOL


**PRESCHOOL**

**Holiday Assignment- 13**

**Creative Expression**

**Skills: Creativity  
Eye Hand Coordination  
Fine Motor Skills**

**Colour the picture**



**Mango**





**PRESCHOOL**

**Holiday Assignment- 14**


**Creative Expression**

**Skills: Creativity**

**Eye Hand Coordination**

**Fine Motor Skills**

**Colour the cone. Crumple any coloured paper and paste it on the circles**








**PRESCHOOL**

**Holiday Assignment- 15**

**Creative Expression**

**Skills: Self Awareness  
Creativity  
Fine Motor Skills**

**Paste pictures of things you like the most**



**This is**

\_\_\_\_\_





## **PRESCHOOL**

### **Holiday Assignment- 16**

### **Language and Communication**

#### **Skill- Understanding Relationships**

**Listening and Speaking**

**Vocabulary Building**

**Creativity**

### **MY FAMILY TREE**

#### **Material required-**

- A4 pastel sheet
- glue stick
- markers and crayons (green and brown)
- photos of family members (5-6)

#### **Instructions-**

- Let the child colour the tree.
- Paste pictures of family members on the tree.

#### **Talk about each family member**

- As the child adds each family member to the tree, ask simple questions:
  - ❖ “What do you call him/her?”
  - ❖ “What do you like to do with him/her?”
  - ❖ “Can you tell me something funny about Daddy?”


#### **Call a Family Member - Pretend Play**

- Use toy phones or cardboard cutouts. Pretend to call Grandma or Dad.
  - ❖ “Hi Grandma! What are you doing today?”

#### **Picture Talk – “Our family moment”**

- ❖ Enjoy some family time by looking through photos of celebrations, holidays, and special moments spent together.
- ❖ Show a photo and say – Let’s look at the picture together, who do you see here?
- ❖ “What is Grandpa doing in this picture? Can you remember?”
- ❖ “Do you remember what yummy food we had that day?”
- ❖ “What do you love about this person?”





This activity was-

Nice	Good	Wonderful
		
<input type="checkbox"/>	<input type="checkbox"/>	<input type="checkbox"/>