



Bal Bharati PUBLIC SCHOOL PITAMPURA

HOLIDAY ACTIVITIES 2025-26 PRE-PRIMARY

Dear Parents

Summer vacation has begun. To keep our little ones indoors in the sweltering heat and to utilize their time with constructive and creative activities, we are sending a few assignments that would keep them engaged and build on many skills so very important for the Holistic Learning, Growth and Development.

Guidelines

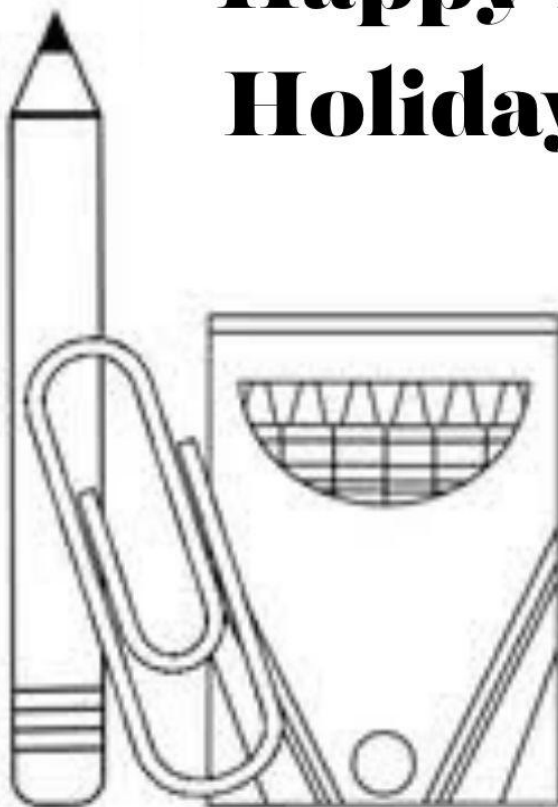
- It should be the child's work. Assist and guide your child.
- There are 16 assignments and 1 cover page.
- Get a coloured printout of all.
- Get your child to complete them over a period during the holidays.
- Colour the cover page.
- Create a booklet in a spiral form with all the assignments in order of sequence 1-16 with the cover page on the top.
- Paste photos of your child engaged in different activities on different A-4 pastel sheets and attach in the above booklet.
- The booklet is to be sent on 7th July i.e Monday



Pre Primary - ____ (Section).

My Name

**Happy Hands
Holiday Pack**





Morning Blessings

- Help your child to perform “Surya Namaskar” and offer water to the Sun God.
- Encourage your child to greet all elders by saying ‘Namaskar’.

Inculcate Responsibilities: The little one can be taught to do small jobs and extend a helping hand.

1. Arranging books and toys.
2. Serving a glass of water/drink or a snack using a tray.
3. Folding clothes.
4. Dusting furniture.
5. Watering plants.
6. Dressing and Undressing themselves.
7. Wearing socks and shoes

Play and Bond

“Play these games as a family”

Board games like ludo, carom, snakes and ladders, dark room and traditional games like kho-kho, pithu, hopscotch, clapping games etc.

These games are a great way for the child to get all that energy that gets build-up.

They learn best while moving around. These activities will help your child learn how to control and use their body, build muscle strength, balance, postural control and coordination and have family bonding time.



Mindful Activities

Breathing Buddies- Have children lie down with a stuffed animal on their belly and watch it rise and fall as they breathe.

Belly Breathing- Teach breathing using actions like “Smell the flower, blow out candle”.

Mind Jar- Shake a jar filled with glitter and water. Children watch until the glitter settles, symbolizing calming their mind.

Yoga for Kids

Use animal poses like cat, cow, frog etc. and simple stretches paired with breathing.



ENGLISH LANGUAGE AND LITERACY

Engage in Book Reading

- ✓ Make bedtime reading a ritual with your child (with pictures and large text) and help them to read from left to right, placing the index finger on the text. Suggested Reading – Pepper series, CBT, NBT books.

Promote Indian Languages

- ✓ NEP envisages the promotion of Indian languages through regular use, adoption of mother tongues as medium of instruction and development of positive attitude towards all languages and their remarkable unity.
- ✓ Help your child learn them.

How to Say Hello in Different Indian Languages?

- Namaste (नमस्ते) in Hindi.
- Sata Sri Akal (ਸਤਿ ਸ੍ਰੀ ਅਕਾਲ) in Punjabi.
- Nomoshkar (নমস্কার) in Bangla.
- Aadab (आदाब) in Kashmiri.
- Parnam (प्रणाम) in Magadhi.
- Namaskar (नमस्कार) in Marathi.

Common ways to say "How are you?" in Different Indian Languages:

1. Hindi: "आप कैसे हैं?" (Aap kaise hain?)
2. Bengali: "তুমি কেমন আছো?" (Tumi kemon acho?)
3. Tamil: "நீங்கள் எப்படி இருக்கின்றீர்கள்?" (Neengal eppadi irukkingal?)
4. Telugu: "మీరు ఎలా ఉన్నారు?" (Meeru ela unnaru?)

Foundational Numeracy

Number Hunt Activity

Skills:- Identification, Recognition and Number sense.

Material Needed: Number cards (1–15),
basket or bag (for collecting)



Steps to Follow:

- ✓ Hide the Numbers around the house or garden (under cushions, behind doors, near toys).
- ✓ Set a time limit (e.g., 10 minutes) to collect the numbers in a basket or bag.
- ✓ Encourage to say the number loud as they find them.

Creative Expression

Creative drawing using numbers

Skills:- Fine motor skills, Eye-hand coordination, Number recognition, Creative skills

Materials Needed:

Pencil and eraser, Coloured pens, 3 drawing sheets

Steps to Follow:

- Look at the example sheet (provided above).
- Ask your child to write 3 numbers(1, 2, 3) using red marker and draw the object as shown in the picture with pencil and with black marker (you can refer to the link shared below)
- Encourage them to colour and decorate their drawings.
- Repeat this using next three numbers on the second drawing sheet.
- similarly, remaining three numbers on the third drawing sheet.
- Optional: You can even create your own number together as a family activity



Link: -

https://in.pinterest.com/pin/782078291554710076/feedback/?invite_code=0827c3ed99bf44aa91cf256db63b0bec&sender_id=701646954353926287

Activity: 2D Shape Animal puppet

Skills: - Eye hand coordination, Creative skills, shapes recognition, fine motor skills

Make any 4 cutouts

Materials Needed:

Coloured pastel sheets, fevicol/fevistick,
Black marker, Googly eyes



Steps to Follow:

- Cut out basic shapes like circles, squares, triangles, rectangles, and ovals using different colour papers
- Talk with your child about each shape as you cut them.
- Arrange and paste, the shapes to form different animals (e.g., a dog, cat, insect, lion, or bird etc).
- Add eyes, noses, and other features using paper or markers.
- Decorate the cut outs according to child's imagination
- Paste animal cut outs on the kulfi stick.

Bubble Art

Skills: - Fine motor, Creative thinking and exploration

Materials Needed:

Water, Dish soap, water colours or food colour
a cup or bowl, straw, white drawing sheet



Steps to Follow:

- Mix bubble paint – In a small cup, mix water, a few drops of dish soap, and some paint or food colour.
- Blow bubbles – Use a straw to gently blow bubbles in the cup (don't suck in!).
- Make prints – Let the bubbles rise over the rim, then gently press paper over them to “catch” the bubbly shapes.
- Repeat with different colours to create a beautiful bubble collage.
- Let the paper dry flat.

Link: - <https://pin.it/8SjIndBZk>

Mobile hanging activity

Skills:- Eye hand coordination, Creativity and imagination, Fine motor skills

It's time to spend quality moments with your child. Sit together and create two beautiful and presentable mobile hangings for your class. Come up with innovative and creative ideas based on the theme assigned according to the roll numbers.

1 to 10- Things we see in the sky (moon, star, hot air balloon, Rainbow etc)

<https://pin.it/4pq01htHW>

<https://pin.it/6JkJp1pPc>

<https://pin.it/6T0SRVC21>

<https://pin.it/36AbdKG11>

11 to 20- Flowers/ Insects(ladybug, butterfly, tulip, rose etc)

<https://pin.it/5nogfgLaL>

21 to 30 - Birds

https://youtube.com/shorts/KbhYzDGWD98?si=dpHvJy_dRkHqULE_

31 to 42- Animals

<https://pin.it/790NJSnKC>

<https://pin.it/1aKWFlvrf>

Use different craft materials to decorate the mobile (beads, mirror, stones, glitters etc.)

Cut outs for mobile hanging should be both side

Happy Holidays!

प्री प्राइमरी

HOLIDAY ASSIGNMENT- 1

Skills: Identification and Thinking skills

अक्षर को चित्र से मिलाएं

अ

•

•



आ

•

•



इ

•

•



ई

•

•



उ

•

•



ऊ

•

•

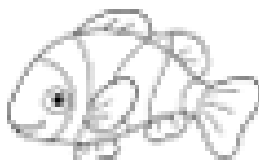
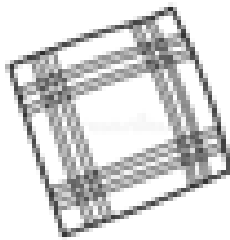


प्री प्राइमरी

HOLIDAY ASSIGNMENT- 3

Skills: Identification, Thinking and Vocabulary Building Skills.

चित्र देखकर पहला अक्षर लिखें ।





Bal Bharati
PUBLIC SCHOOL
PITAMPURA

प्री प्राइमरी

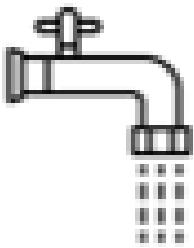
HOLIDAY ASSIGNMENT- 4

Skills: Identification, Thinking and Vocabulary Building Skills.


चित्रों का अक्षर से मिलान करें।



ग



त



न



क



प



प्री प्राइमरी

HOLIDAY ASSIGNMENT- 5

Skills: Identification, Thinking and Vocabulary Building Skills.

दो अक्षर वाले शब्दों को पढ़ने का अभ्यास करें।

नल	तब	पल	बल
नग	तक	पर	बन
नर	तप	पक	लब
वन	तन	कल	रब
वक	तल	कर	अब
वर	इन	कम	मन
आम	ऊन	और	एक

Pre Primary

HOLIDAY ASSIGNMENT- 6

Skills: Enhance letter recognition skills


Match both uppercase and lowercase letter with the correct picture

E



b

G



e

T



f

F



u

B



g

U



t



Pre Primary

HOLIDAY ASSIGNMENT- 7

Skills: Reading, Communication, and Vocabulary Building Skills.

Practice reading sight words.

I	my	am
is	it	on
you	she	this
an	me	we
he	and	the



Pre Primary

HOLIDAY ASSIGNMENT- 8

Skills: Reading, Communication, and Vocabulary Building Skills.

Practice reading two letter words.

as	at	am
on	or	ox
in	it	is
up	us	me
he	my	by
do	so	if
an	we	to



Pre Primary

HOLIDAY ASSIGNMENT- 9

Skill: Identifying and Blending sounds in words

Write the beginning letter for each word



	a	t
--	---	---



	a	n
--	---	---



	a	t
--	---	---



	a	n
--	---	---



	a	t
--	---	---



	a	n
--	---	---



	a	t
--	---	---



	a	n
--	---	---




	a	n
--	---	---

Pre Primary

HOLIDAY ASSIGNMENT- 10

Skills: Number recognition, concentration and focus

**Join the dots to complete the picture and then
colour it.**

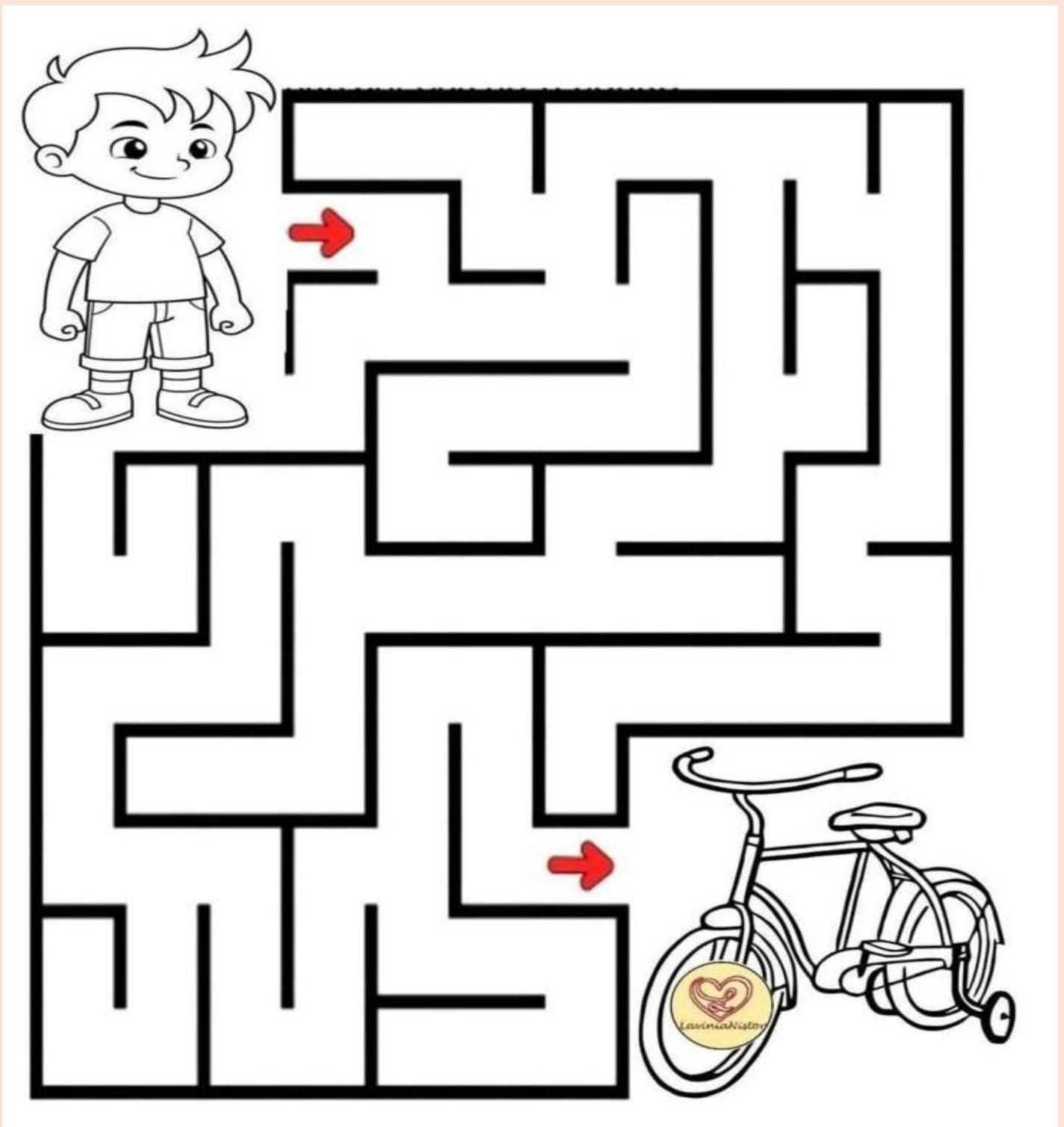


Pre Primary

HOLIDAY ASSIGNMENT- 11

Skills: Decision making, concentration and focus

Help the boy to find his bicycle



Pre Primary

HOLIDAY ASSIGNMENT- 12

Skills: Colour recognition and fine motor skills

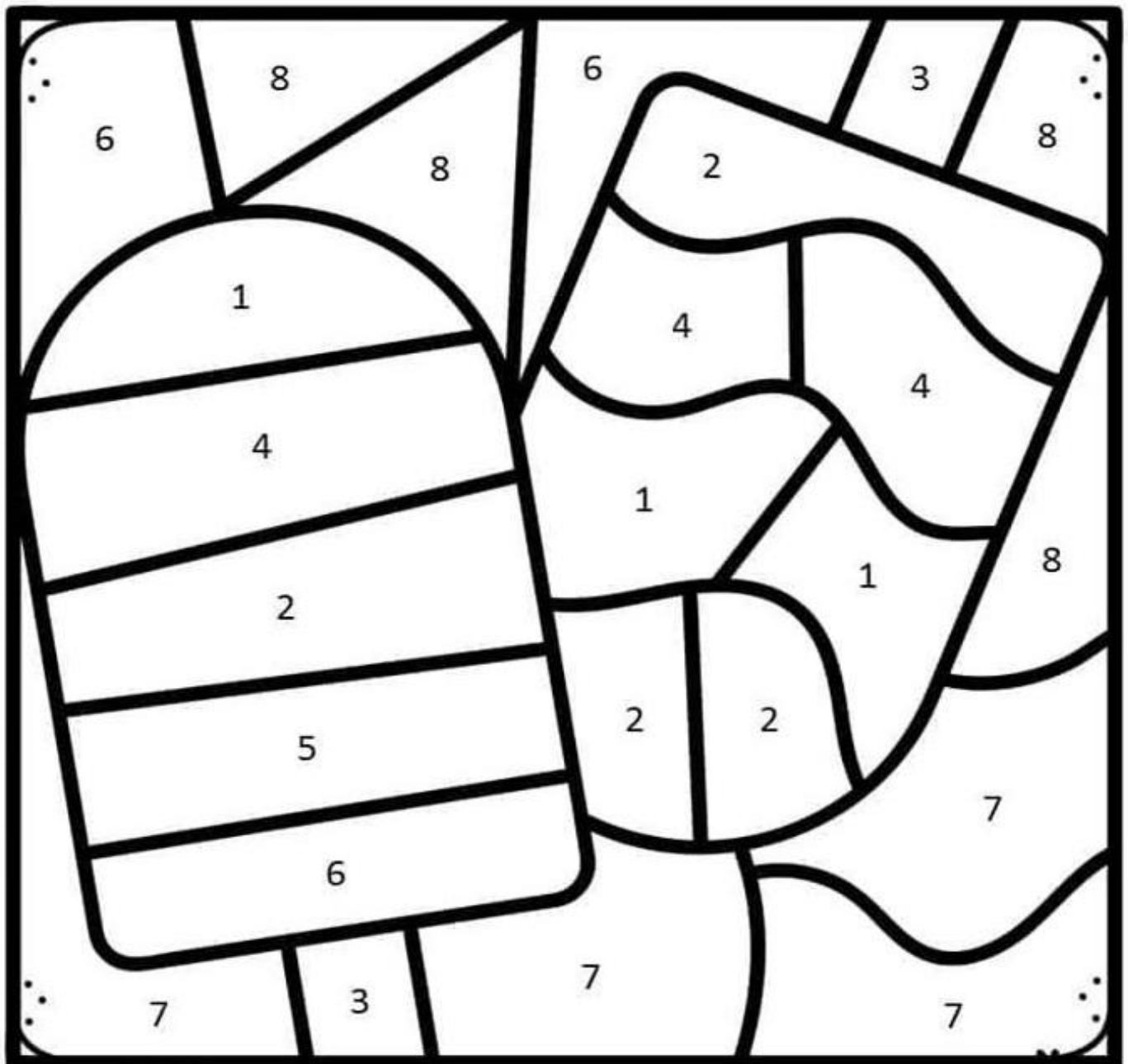
Colour the picture according to the colour code

1 – Pink
2 – Yellow

3 – Brown
4 – Orange

5 – Red
6 – Aqua

7 – Green
8 – Blue




Pre Primary

HOLIDAY ASSIGNMENT- 13

Skills: Visual discrimination and attention to detail

Find 5 differences between the two pictures






Pre Primary

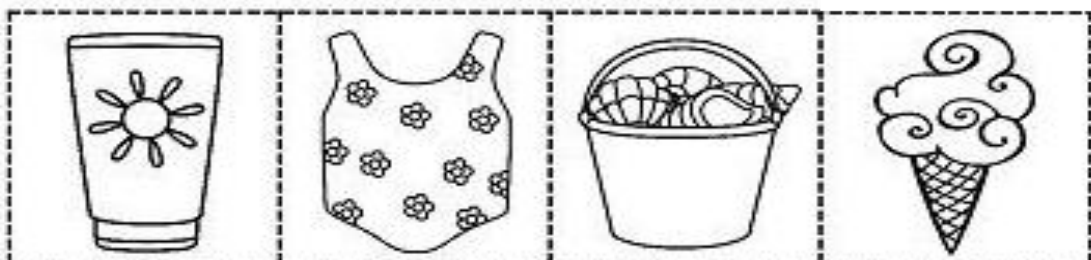
HOLIDAY ASSIGNMENT- 14

Skills: Pattern recognition and visual discrimination

Look for the pattern. Cut and paste to complete the pattern.



© Sue's Study Room 2015






Pre Primary

HOLIDAY ASSIGNMENT- 15

Skills: Fine motor skills, Emotional Development and Self expression

Draw your Feelings

(Refer to the feelings given below)



Pre Primary

HOLIDAY ASSIGNMENT- 16

Skills: Fine motor skills, Eye hand coordination and Creative skills

Colour the picture

