

# Bal Bharati PUBLIC SCHOOL

Class - 2 (2024-25)  
Holidays Homework



## India Unveiled with Delhi's Historic Splendour: Exploring Cultural Diversity of India - A Journey through Time



Dear Parents,

As the summer vacation approaches, anticipation and excitement fill the air for our children. It's that time of the year when they eagerly await for endless hours of fun and cherished family moments. With this imminent break, we invite your collaboration in ensuring our children are engaged positively throughout this period. Your guidance and support hold the power to unlock hidden talents and transform this vacation into a truly memorable experience for them.





Here are a few ways you can make a difference this summer:

**Be Their Companion:** Grandparents, parents can engage in interactive games like Ludo, Carrom board, or Scrabble with the child. These activities not only entertain but also strengthen the bond between grandparents, parents and the little ones.




**Promote Physical Activity:** Keep your children active and healthy by incorporating physical activities into their daily routine. Whether it's swimming, cycling, or playing sports, doing yoga, regular exercise not only strengthens their bodies but also enhances their mood and cognitive function.



**Embrace Cultural Exploration:** Introduce your children to different cultures and traditions by planning visits to museums, art galleries, or cultural festivals. Experiencing diverse cultures broadens children's understanding of our cultural heritage and help them to stay connected to their roots.






**Inculcate Responsibility:** Even the youngest members of the family can learn the value of responsibility through simple tasks like setting the table, watering plants, or organizing their toys. Cultivating a sense of accountability from an early age shape them into conscientious individuals.




**To our beloved children: Hey there, summer adventurers!**





As we kick off the summer holidays, get ready for an exciting journey filled with fun and learning! We've lined up a bunch of awesome activities just for you, aimed at sparking your creativity, boosting your confidence, and helping you grow in so many cool ways. From arts and crafts to exploring new ideas, these activities aren't just about having a blast during your break. So, dive in, explore, and enjoy every moment of this summer vacation.






**We urge you** to make summer break, a time to remember, full of laughter, learning, and endless possibilities!

**Embrace Nature:** Nurture a plant or immerse yourself in outdoor adventures to appreciate the wonders of the natural world.



**Volunteer Together:** Instil the value of giving back to the community by volunteering as a family. Whether it's participating in a society cleanup, volunteering at an old age shelter, or organizing a fundraiser, volunteering teaches children empathy, compassion, and the importance of making a positive impact in the world.

**Unleash Your Creativity:** Let your imagination soar by crafting stories, experimenting with new recipes, or learning to play a musical instrument. These activities not only foster creativity but also ignite a passion for lifelong learning.



**Practice Good Etiquette:** Show respect towards your elders and cultivate manners by using polite expressions like "Sorry," "Please," and "Thank you." Remember, a little courtesy goes a long way in shaping your character.

**Champion Environmental Conservation:** Take proactive steps to preserve our planet by conserving resources such as water, fuel, and electricity. Every small effort contributes to a greener, more sustainable future.






**Sharpen Your Language Skills:** Immerse yourself in the enchanting world of storytelling by delving into captivating storybooks that transport you to magical realms.

Together, let's embark on this journey of exploration and discovery, making this summer vacation a truly enriching and unforgettable experience .

**Enthusiastically waiting to see what you'll discover.**



# Guidelines

- 
- 
- 
- 
- ◆ **The child should do the work on his own. Parents should guide and assist wherever required .**
  - ◆ **Do the work as specified in each subject.**
  - ◆ **Revise the work done in all the subjects.**
  - ◆ **Use a new scrapbook to do the English & Maths homework, and also paste photographs of children doing different activities in the summer vacation.**
    - ◆ **Submit the holiday homework by 8th July, i.e., Monday.**
- 

# English Holidays' Homework



**Q1.** Find out and write the names of some Indian Newspapers. Mention a few interesting columns you find in these newspapers, for example sports, weather forecast etc. Cut any 5-7 interesting news from these columns and paste them in your notebook.

**Learning Outcome:** To develop reading habits among the students.

**Q2.** Have you explored your city “Delhi”? Do you know about the tourist places in Delhi and NCR. Write about any five such places using suitable describing words.

**Learning Outcome:** To develop observation skills and to strengthen grammatical concepts. (adjectives)

**Q3.** Write a self-composed (age appropriate) poem using rhyming words to highlight the special characteristics of our city Delhi.

Example:

“Capital of our country, a wonderful city,  
It’s my lovely Delhi, beautiful and pretty.”

**Learning Outcome:** To develop writing skills among the students.





**Q4.** Delhi has achieved a makeover through construction of new roads, flyovers, beautiful buildings and gardens etc. The names of many places in Delhi have also been changed.

Find out and write the name of any five places in Delhi those have got their names changed. For example,

Old Name	New Name
Mughal Gardens	Amrit Udyan



**Q5.** Find out any five interesting facts about Delhi.

For example,

\*Red fort used to be white in color.

\*The largest market of spices in Asia is in Delhi.

**Learning Outcome:** To develop the observation skills and general knowledge of the students



# हिंदी ग्रीष्मावकाश कार्य

- » इन छुट्टियों में अपनी मनपसंद कहानी की किताबें पढ़ें। दादी-नानी की कहानियाँ, परियों की कहानियाँ, पंचतंत्र की कहानियाँ, जादू से भरी कहानियाँ

सीखने के उद्देश्य : विद्यार्थी पठन-कौशल सहित नई शब्दावली अर्थ सहित ग्रहण करने में सक्षम होगा।

क) पढ़ी गई कहानियों में से प्रतिदिन का एक नया शब्द तथा उसका अर्थ इंच आकार के कार्ड पर लिखें। प्रतिदिन ऐसा करने से देखते-देखते आपका अनेक शब्दों का संग्रह तैयार होता चला जाएगा। अंत में सभी शब्दों के कार्डों को सुन्दर तरीके से बाँधकर अपना एक शब्दकोष तैयार करें।

यह शब्दकोष बाद में विद्यार्थियों के पढ़ने हेतु पढ़ने का कोना (reading corner) में रखा जाएगा।



- » सीखने के उद्देश्य : विद्यार्थी अपनी रचनात्मकता, काल्पनिक शक्ति का प्रयोग करने में सक्षम होगा।

पढ़ी गई कहानियों में से किसी एक कहानी का अंत बदल कर तो देखो ! तथा स्वयं उस कहानी का अंत एक पृष्ठ पर लिखो।



सीखने के उद्देश्य : विद्यार्थी रचनात्मकता का प्रयोग कर तुकांत शब्दों द्वारा स्वयं कविता लिखने का प्रयास करेंगे।

## एक सड़क मेरी पहचानी

एक सड़क जाती दिल्ली को  
और दूसरी अमृतसर  
तीसरी जाती है कोलकाता  
चौथी जाती रामनगर

एक सड़क मेरी पहचानी  
जो कि मुझे ले जाती स्कूल  
रास्ता लगता यह सबसे प्यारा  
जो कभी नहीं सकते हम भूल  
इसकी रंग बिरंगी बगिया में  
खिलते लाल गुलाबी फूल

क) ऐसी ही एक मजेदार कविता ( 8-10 पंक्तियाँ) स्वयं लिखने का अभ्यास करें।



## क्या-क्या देखा ?

ख) जब आप घर से विद्यालय के लिए निकलते हो, तो रास्ते में क्या क्या देखते हो ?

एक रेखाचित्र बनाओ तथा घर से विद्यालय के रास्ते में आने वाले मुख्य स्थानों को भी दर्शाओ। एक सूची बनाओ।

ग) तुक वाले नगरों के नामों के जोड़े बनाओ।

मयूरविहार

पहाड़गंज

नजफ़गढ़

जनकपुरी

झड़ौदाकलाँ

विकासपुरी

पश्चिम विहार

दरियागंज

अर्जनगढ़

पूठकलाँ

1.

\_\_\_\_\_

\_\_\_\_\_

2.

\_\_\_\_\_

\_\_\_\_\_

3.

\_\_\_\_\_

\_\_\_\_\_

4.

\_\_\_\_\_

\_\_\_\_\_

5.

\_\_\_\_\_

\_\_\_\_\_



## ● ज़रा पता लगाओ

क) हमारी दिल्ली के दिल्ली से पहले क्या क्या नाम थे ?  
लिखो।

ख) हमारी दिल्ली में अनेक भाषा बोलने वाले लोग रहते हैं। वे लोग अभिवादन के लिए किन शब्दों, वाक्यों का प्रयोग करते हैं ? पता लगाओ तथा नीचे दी गई तालिका भरो।

### हमारी दिल्ली

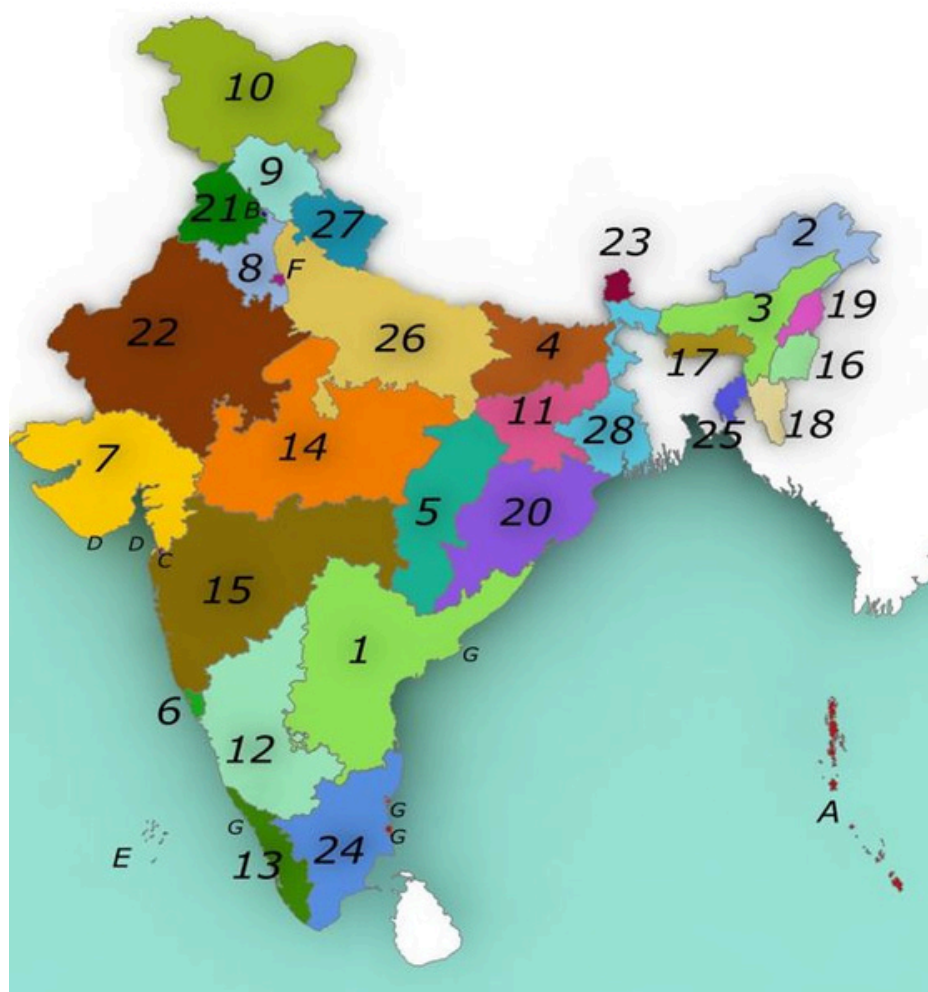
भाषा	अभिवादन

ग) दिल्ली में कौनसी नदी बहती है ? उसकी स्वच्छता के लिए कौन-कौन से कदम उठाए जा रहे हैं? (परिवार के सदस्यों के साथ चर्चा करें। )

- सप्ताह में तीन बार सरल वाक्यों का सुलेख करें।
- कक्षा - १ में की गई सभी मात्राओं का पुनराभ्यास अवश्य करें।
- उपरिलिखित कार्य हिंदी की अलग कॉपी में करें।

# Maths Holiday Homework

Ind 'O' Math Fun!  
Activity Time!



➤ Observe the map of India and answer the following questions.

1. Number of states in India \_\_\_\_\_.
2. Number name of the total number of states is \_\_\_\_\_.

3. Tens and Ones in 28 are \_\_\_\_\_ tens \_\_\_\_\_ ones.

4. Write the expanded form of 28 \_\_\_\_\_

5. One more than 28 is \_\_\_\_\_.

6. Write the name of the state with the biggest area \_\_\_\_\_.

7. Write the name of the state with the smallest area \_\_\_\_\_.

### **Elections Around the Corner in India!**

- Let's explore the election dates of the following states and also mark in the given calendar.

<b>State</b>	<b>Election date</b>
Jammu & Kashmir	
Kerala	
Gujarat	
Sikkim	
Delhi	

# May

# 2024

SUN	MON	TUE	WED	THU	FRI	SAT
			1	2	3	4
5	6	7	8	9	10	11
12	13	14	15	16	17	18
19	20	21	22	23	24	25
26	27	28	29	30	31	

# June

# 2024

SUN	MON	TUE	WED	THU	FRI	SAT
						1
2	3	4	5	6	7	8
9	10	11	12	13	14	15
16	17	18	19	20	21	22
23	24	25	26	27	28	29
30						

## Delhi – Where we live 😊

Let's explore more about Delhi.



1. Observe the map of Delhi and answer the following questions.

- Color your school area.
- Explore the distance between your school and home - \_\_\_\_\_ km.
- Write the pin-code of your school and your house- \_\_\_\_\_ and \_\_\_\_\_.
- Write any two landmarks between your school and home - \_\_\_\_\_ and \_\_\_\_\_.
- Delhi is divided in \_\_\_\_\_ zones.



**Weather Observation!**  
**Watch the weather news of Delhi and record the observations.**

First week of June	Maximum temperature	Minimum temperature
Sunday		
Monday		
Tuesday		
Wednesday		
Thursday		
Friday		
Saturday		

**Answer the following questions :**

1. On which day maximum temperature is recorded ?

\_\_\_\_\_


2. On which day minimum temperature is recorded ?

\_\_\_\_\_

**Learning Outcomes:**

Each student will be able to -

- Know about number of states of India and to correlate it with number name and place value.
- Compare areas of different states.
- Know about election scenario and marking of election dates of few states in India.
- Know more about Delhi.
- Collect and map weather conditions of Delhi.



# EVS/GK HOLIDAYS HOMEWORK

## Q.1 दिल्ली मेरी जान



Let's explore our own DELHI and find out  
5 Famous places of worship.

5 famous markets

5 famous stadiums

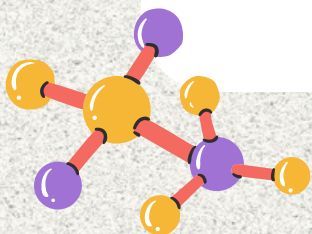

5 famous museums


5 Vande Bharat from Delhi to different  
destinations

**Make a small video / PPT describing the same.  
Upload the video/ PPT on the link shared by the  
class teacher.**

### Learning outcomes

1. Each child will become aware of the famous food joints of DELHI.
2. Each child will learn about famous markets in Delhi.
3. Each child will learn about famous stadiums in Delhi.





**Q.2** Show a Google view of the place where you live on this planet Earth.

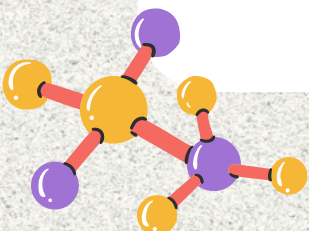
Make a geographical circle of the place you live in  
Like: I live on planet Earth. There are 7 continents on the earth.

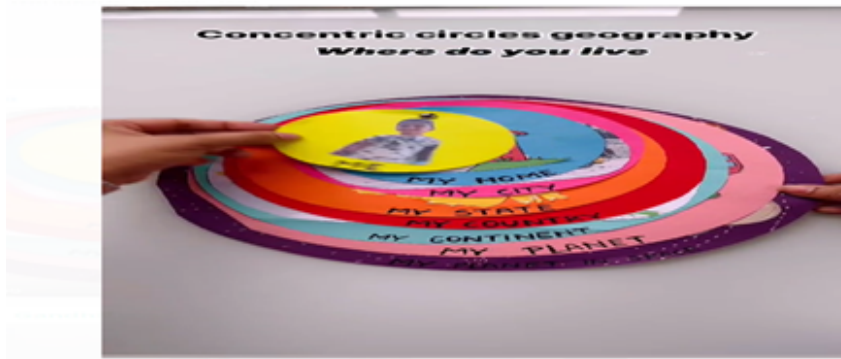

I live in India - the Southern part of the continent Asia.

Include topics like place, pin code, famous restaurant, famous park, famous school, metro line etc.

**Eg** place-PitamPura / pin code -110034/ famous restaurant -PIKWIK

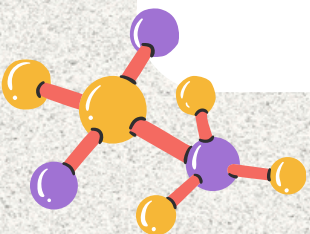
**For reference:** <https://youtu.be/UU5fsnv3G5g?feature=shared>






## Learning outcomes: -

1. Each student will learn about the continents on Planet earth
2. Each student will increase their curiosity to explore more
3. Each student will learn new words
4. Each student will learn to collect relevant pictures.
5. Each student will enhance searching & maintaining records.





**Q.3** Holidays are to visit different places and make memories. Students take a physical or virtual tour with your parents to the state as per your roll no given. collect the information related to the state like- famous food, language, capital, traditional dance, traditional costume, famous places etc.)

Make a collage on A -3 Sheet.



The students will be explaining about the college in the class after the holidays.

ROLL.NO. 1-5 JAMMU AND KASHMIR

ROLL.NO. 6-10 PUNJAB

ROLL.NO. 11-15 UTTRAKHAND

ROLL.NO. 16-20 UTTAR PRADESH

ROLL.NO. 21-25 RAJASTHAN

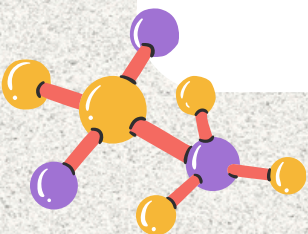
ROLL.NO. 26-30 GUJARAT


ROLL.NO. 31-35 MAHARASHTRA

ROLL.NO. 36-40 KARNATAKA

ROLL.NO. 41-45 WEST BENGAL

ROLL.NO. 46-50 BIHAR





## Learning outcomes: -

1. Each student will learn about different states and their capitals.
2. Each student will learn about traditional dance and dress of different states .
3. Each student will learn about different foods and famous places



## For your reference

