



WEEK 3

SUMMER VACATION ACTIVITIES

Dear Children

The holiday season is the perfect time to relax and reflect on the blessings in our lives besides working towards enhancing our skills. This year, we have tried to keep the Holiday Homework simpler yet informative and more interesting. The intent is to promote not only academic learning through interesting assignments but also activities which can gradually become hobbies.

Here are a few suggestions for you:-

- Make sure to spend quality time with your family
- Help your mother in the household chores
- Read interesting books and watch good English programmes
- Play indoor games with your family
- Follow the instructions given by your teachers and try to complete your HHW independently



Take care and stay safe !!



MATHS

TASK 1




TASK 2

Look around yourself and find out:

- What do you understand by digital transactions?
- What are the different ways of digital transactions? (List down at least 3 of these. Also write about them in brief.)
- How Digital Transactions are better than Traditional Payment Methods?

- Collect all the bills which your family has paid through digital transactions during the month of May.
- Find out the total amount paid through these digital transactions.
- Divide them into different headings, like: -
 - Grocery
 - Health expenses
 - Recreation
 - Basic Needs-like Water, Electricity, Phone etc.
- In which category did your family spend the most?
- In which category did your family spend the least?



India has a vision for Viksit Bharat. We are already the world's fifth-largest economy and the fastest-growing in its bracket. In this digital world, India is leading in cashless payments too. We do a lot of cashless payments in our day-to-day life. Let's explore the same.

MATHS

Make any one tool used for digital transactions, using Mathematical shapes.




Example- ATM Machine, Wireless Card swipe machine, etc. Prepare 4-5 lines about the selected tool for the class presentation in July.

Use ecofriendly and waste material to create the same. For example- cardboard boxes, Newspaper rolls, empty match boxes, birthday caps, paper cups, plates etc

TASK 3



ATM



TASK 4



Learn and write multiplication tables from 2 to 20 in the Mathematics Notebook

Do worksheets 1,2 ,3 ,5 and 6 in the Mental Math Book.

Complete all the exercises related to the topic Numbers Around us in the Math Text Book.

(Note- Do Task- 1 and 2 in Scrap File)