



**Bal Bharati**  
PUBLIC SCHOOL  
PITAMPURA



# HOLIDAY HOME WORK

**CLASS VI (2024 - 25)**





Dear Students

*In the realm of rest and play,  
Learning thrives in its own way.  
With each endeavour and every quest,  
May growth and discovery be at its best...*

The summer vacation brings with it ample opportunities to engage in various enriching activities. To help you stay organized and focused during this time, we have outlined a few engaging and interesting research-based tasks and activities for you.

Consider the following advice for the timely completion of your assigned work:

- **Organize Your Time:** Before embarking on your holiday tasks, plan your days. Dedicate specific time for study, assignments, and unwinding.
- **Keep a Steady Pace:** Stick to a consistent study schedule during the break to avoid procrastination and stay aligned with your objectives.
- **Rest and Recharge:** Don't forget to take regular breaks to refresh yourself. Short intervals of rest can rejuvenate your mind for better focus.
- **Ditch your Gadgets:** Set limits on screen time not just for yourself but for the entire family. Establish a household rule that says gadgets need to be shut off at certain times.
- **Learn a New Skill:** Learn a new skill, such as cooking, coding, photography, or a new language.



The attached Holiday Homework document contains all the relevant details pertaining to the tasks, links of the online resources to be referred to, and the modes of submission. A journey of discovery awaits as you delve into these assignments.

Enjoy your break and remember to balance your academic pursuits with plenty of rest and relaxation.



## General Activities for Holiday Homework

### Bonafide Bookworms!

During the Summer Break, select any one book from the following four, and prepare a book review on the same.

- George's Marvellous Medicine – Roald Dahl
- Tales and Legends of India – Ruskin Bond
- Grandma's bag of Stories – Sudha Murthy
- Wise and Otherwise – Sudha Murthy



Here are some sample questions that can help you think critically about the book:

1. **Main Idea of the Book:** What's the big idea or main point the book is trying to make? What did the book manage to do? Is the main idea easy to find and is it backed up by the research?
2. **Subject of the Book:** What's the book all about? Is it explained well? Does the author talk about everything needed to really cover the topic? Is everything presented fairly, or can you tell if the author prefers one side over another?
3. **Your Learning:** How did the book help you understand the topic it's about? Would you tell other people to read it? Why or why not?

### Chronicle Your Thoughts!

Create a routine of reading newspapers daily. Maintain a newspaper scrapbook by putting together interesting articles, creative advertisements, comic strip series, and standalone photos published in the newspaper.

**LAST DATE OF SUBMISSION : July 10, 2024**

**The Revision Assignments must be attempted in respective subject notebooks.**






<u>SUBJECT</u>	<u>ENGLISH</u>																												
<u>ASSESSMENT PARAMETER</u>	<ul style="list-style-type: none"> <li>● Project Based Activity (Art Integration)</li> <li>● Multiple Assessment Activity</li> </ul>																												
<u>TOPIC-PROJECT /ACTIVITY</u>	<p><b>1) <u>Design a Book Cover (Art Integration Activity)</u></b></p> <p>The students will design a book cover for any one of their supplementary readers using any one of the given Indian art forms:</p> <ul style="list-style-type: none"> <li>● Madhubani</li> <li>● Warli</li> <li>● Kalamkari</li> <li>● Kalighat</li> <li>● Pichwai</li> </ul> <p><b>2) <u>Creative Chronicles</u></b></p> <p>Using the prompts given below, <b>compose an original story</b> of about <b>100-120 words</b>. Don't forget to add dialogues, more characters and give a title to your story. You may name your characters/add drawings to make it more interesting. You can choose any one element from each column and blend it together to write a story. <b>(To be done on coloured A4 sheets)</b></p> <table border="1" data-bbox="505 968 1507 1545"> <thead> <tr> <th>Characters</th> <th>Plot</th> <th>Setting</th> <th>Conclusion</th> </tr> </thead> <tbody> <tr> <td>Puppy</td> <td>Solving puzzles</td> <td>Bookstore</td> <td>Humorous</td> </tr> <tr> <td>You</td> <td>Missing piece of jewellery/pile of cash</td> <td>School</td> <td>Horror</td> </tr> <tr> <td>A thief</td> <td>Discovering an old house and a secret door</td> <td>Beach</td> <td>Mysterious</td> </tr> <tr> <td>A teacher</td> <td>A secret that will change your life</td> <td>A Magical Forest</td> <td>Melancholic</td> </tr> <tr> <td>An old woman</td> <td>Artist who can bring paintings to life</td> <td>Jungle</td> <td>Happy</td> </tr> <tr> <td>Two scientists</td> <td>Humans turning into robots</td> <td>A Birthday Party</td> <td>Inspirational</td> </tr> </tbody> </table> <p>3) Read the Supplementary Reader - <b>Sea of Stories</b>.</p> <p>4) Learn the poem '<b>Young Poets</b>' from New Images.</p>	Characters	Plot	Setting	Conclusion	Puppy	Solving puzzles	Bookstore	Humorous	You	Missing piece of jewellery/pile of cash	School	Horror	A thief	Discovering an old house and a secret door	Beach	Mysterious	A teacher	A secret that will change your life	A Magical Forest	Melancholic	An old woman	Artist who can bring paintings to life	Jungle	Happy	Two scientists	Humans turning into robots	A Birthday Party	Inspirational
Characters	Plot	Setting	Conclusion																										
Puppy	Solving puzzles	Bookstore	Humorous																										
You	Missing piece of jewellery/pile of cash	School	Horror																										
A thief	Discovering an old house and a secret door	Beach	Mysterious																										
A teacher	A secret that will change your life	A Magical Forest	Melancholic																										
An old woman	Artist who can bring paintings to life	Jungle	Happy																										
Two scientists	Humans turning into robots	A Birthday Party	Inspirational																										
<u>LEARNING OUTCOME/ SKILL ENHANCED</u>	<p><b>Learning Outcomes:</b></p> <p>Each learner will be able to:</p> <ol style="list-style-type: none"> <li>1. Read actively, comprehend, and summarize the main points of a book.</li> <li>2. Analyze the book's plot, characters, themes and overall message.</li> <li>3. Articulate their thoughts, opinions, and evaluations in a structured and coherent manner.</li> </ol>																												



4. Compare and contrast different aspects of the book - such as its strengths and weaknesses.
5. Develop their ability to create visually appealing and innovative book covers.

**RESOURCES**

**Reference Images for Book Cover:**



**Links –**

Madhubani - <https://www.directcreate.com/product/12631/traditional-madhubani-painting>

Kalamkari - <https://rb.gy/gnbvd0>

Pichwai - <https://rb.gy/b7rlue>

Kalighat - <https://rb.gy/oas9pe>

Warli - <https://yourart.co.in/just-a-day-an-ordinary-day/>

**MODE OF SUBMISSION**

Offline - Project File

**RUBRICS**

**A) For Art Integration Activity - PBA (5 Marks)**



1. Creativity – 2 Marks
2. Integration of Subject Matter – 2 Marks
3. Presentation – 1 Mark

**B) For MAS activity - (5 Marks)**

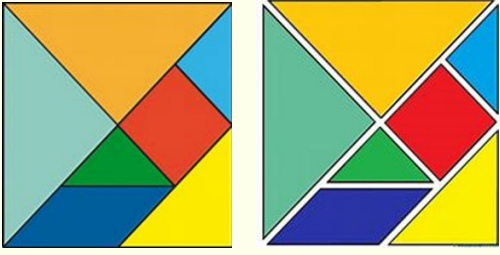

1. Comprehension and Analysis – 2 Marks
2. Presentation – 1 Mark
3. Creativity – 1 Mark
4. Originality – 1 Mark



<u>SUBJECT</u>	<u>HINDI</u>
<u>ASSESSMENT PARAMETER</u>	# एकाधिक मूल्यांकन (Multiple Assessment) # परियोजना आधारित मूल्यांकन (Project Based Assessment)
<u>TOPIC-PROJECT /ACTIVITY</u>	<p>प्रश्न १. हमारे शरीर का स्वास्थ्य पौष्टिक भोजन पर निर्भर करता है। शरीर को स्वस्थ रखने के लिए जिन- जिन पौष्टिक तत्वों की जरूरत होती है, उन्हीं से संबंधित खाद्य पदार्थों के चित्रों द्वारा एक कोलाज़ का निर्माण कीजिए।</p> <p><b>विषय - 'पौष्टिक भोजन : स्वस्थ शरीर का आधार'</b></p> <p>निर्देश-</p> <ul style="list-style-type: none"><li>• विद्यार्थी कोलाज़ बनाने के लिए रंगीन ए -4 आकार के पेपर का प्रयोग करेंगे।</li><li>• विद्यार्थी केवल पौष्टिक खाद्य पदार्थों के चित्रों का ही प्रयोग करेंगे। तुरंत भोजन (फ़ास्ट फूड) के चित्रों का प्रयोग नहीं किया जाएगा।</li><li>• खाद्य पदार्थों के नाम हिंदी में ही लिखे जाने चाहिए, अंग्रेज़ी में नहीं।</li><li>• कोलाज़ सुंदर व आकर्षक होना चाहिए।</li></ul> <p><b>प्रश्न २. अपने विचार लिखिए।</b></p> <ul style="list-style-type: none"><li>• महाराष्ट्र राज्य में शिक्षा और स्वच्छता के क्षेत्र में क्या विकास हुआ है ?</li><li>• इस राज्य के निरंतर विकास (SDG) के लक्ष्य को पाने के लिए सरकार द्वारा अनेक योजनाओं को लागू किया गया है। आपके विचार में शिक्षा और स्वच्छता के क्षेत्र में ऐसे कौन-कौन से प्रयास किए जाने चाहिए जिससे इस राज्य को भारत का ही नहीं विश्व का सबसे विकसित राज्य बनाया जा सके। इस विषय में अपने विचार लिखिए।</li></ul> <p><b>निर्देश-</b></p> <ul style="list-style-type: none"><li>• <i>विद्यार्थी शिक्षा और स्वच्छता के विषय में जानकारी को 50-60 शब्दों में लिखेंगे।</i></li><li>• <i>* विद्यार्थी दोनों विषयों की जानकारी के लिए अलग-अलग ए-4 आकार के पेपर का प्रयोग करेंगे।</i></li></ul>

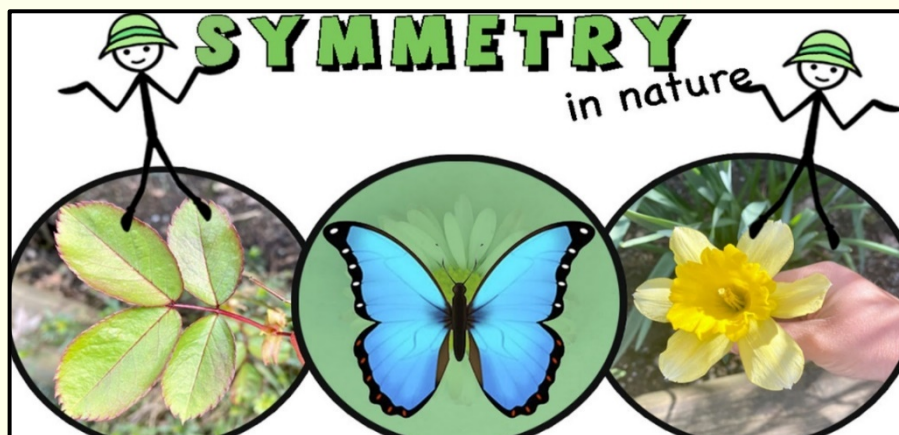

<p><b><u>LEARNING OUTCOME/ SKILL ENHANCED</u></b></p>	<p>अधिगम प्रतिफल –</p> <ul style="list-style-type: none"> <li>* प्रत्येक विद्यार्थी के शब्द भंडार में वृद्धि होगी ।</li> <li>* प्रत्येक विद्यार्थी की रचनात्मक, कलात्मक तथा सृजनात्मक क्षमता का विकास होगा ।</li> <li>* प्रत्येक विद्यार्थी के लेखन कौशल का विकास हो जाएगा ।</li> </ul>
<p><b><u>RESOURCES</u></b></p>	<div style="display: flex; justify-content: space-around;">   </div> <p>* महाराष्ट्र राज्य की शिक्षा और स्वच्छता की जानकारी के लिए नीचे दिए गए लिंक देखें</p> <p><a href="https://www.jansatta.com/national/cleanest-state-city-of-india-list-maharashtra-indore-surat-tops/3156220/">https://www.jansatta.com/national/cleanest-state-city-of-india-list-maharashtra-indore-surat-tops/3156220/</a></p> <p><a href="https://testbook.com/mpsc-preparation/introduction-of-modern-education-in-maharashtra">https://testbook.com/mpsc-preparation/introduction-of-modern-education-in-maharashtra</a></p>
<p><b><u>MODE OF SUBMISSION</u></b></p>	<p>विद्यार्थी इस कार्य को ए -4 आकार के पेपर पर पूर्ण करके उसे अपनी कक्षा अध्यापिका को देंगे। (Offline)</p>
<p><b><u>RUBRICS</u></b></p>	<p>दोनों प्रश्नों के मूल्यांकन बिंदु-</p> <ul style="list-style-type: none"> <li>* विषयवस्तु - 2 अंक</li> <li>* सृजनात्मक प्रस्तुतीकरण - 2 अंक</li> <li>* भाषा की शुद्धता -1 अंक</li> </ul>



SUBJECT	MATHEMATICS
<u>ASSESSMENT PARAMETER</u>	<ul style="list-style-type: none"><li>• Project Based Activity</li><li>• MAS Activity (Art Integration)</li></ul>
<u>TOPIC-PROJECT /ACTIVITY</u>	<p style="text-align: center;"><b>Task 1 – TANGRAM TALES</b></p> <p>A Tangram is a puzzle or a tricky set of seven geometric shapes. These pieces can be arranged to form a wide variety of shapes and designs</p> <div style="text-align: center;"></div> <ul style="list-style-type: none"><li>• Make your own colourful tangrams and use your creativity to arrange the pieces to form various shapes and figures. Remember, each tangram piece must be used, and they should not overlap. Here are some sample tangram pics for you:</li></ul> <div style="text-align: center;"></div> <p><i>Experiment with different arrangements and rotations of the tangram pieces to create 3 different shapes. You can also make a picture composition</i></p> <p><b>Material Required:</b></p> <ul style="list-style-type: none"><li>• Printable tangram sets (7 pieces per set)</li><li>• Activity worksheets with different shapes and figures</li></ul> <p style="text-align: center;"><b>TASK 2- Project Based: 'Math Around Us'</b></p> <p>Explore your surroundings to find and document mathematical concepts, shapes, and patterns in real life.</p>



For Example:



**Material Required:**

- A4 sheet for recording observations
- Measuring tape or ruler



**Project Details:**

1. **Exploration:** Students are to observe their environment and identify where math is used or visible. For example, finding symmetry in buildings, measuring ingredients in cooking, or spotting geometric shapes in nature.
2. **Documentation:** Record any 10 observations with a description, a drawing, or a photograph. Include measurements, calculations, or any mathematical process used.
3. **Compile all observations into a comprehensive report in a scrap file or digital presentation using Canva / PowerPoint (6-7 slides).**



<p><b><u>LEARNING OUTCOME/ SKILL ENHANCED</u></b></p>	<p>Each student will be able to:</p> <ol style="list-style-type: none"><li>1) Identify and name basic geometric shapes such as squares, triangles, parallelograms, and more.</li><li>2) Develop problem-solving by figuring out how to arrange tangram pieces to create specific shapes and patterns</li><li>3) Exploring various combinations of tangram pieces to form different shapes.</li><li>4) Identify and understand the role of mathematics in the world around them.</li><li>5) Enhance problem-solving and critical thinking skills.</li></ol> <p><b><u>SKILL ENHANCED</u></b></p> <ul style="list-style-type: none"><li>➤ <b>Mathematical Reasoning:</b> Understanding shapes, symmetry, and geometry.</li><li>➤ <b>Fine Motor Skills:</b> Manipulating small pieces to form figures.</li><li>➤ <b>Critical Observation:</b> Recognizing mathematical elements in everyday life.</li><li>➤ <b>Practical Application:</b> Using Math in real-world scenarios.</li></ul>												
<p><b><u>RESOURCES</u></b></p>	<p>→ Making Tangram :</p> <ul style="list-style-type: none"><li>❖ <a href="https://youtu.be/R9HGnrmdrEU">https://youtu.be/R9HGnrmdrEU</a></li><li>❖ <a href="https://youtu.be/P5mcQtnjkwE?si=Cp0NKCYh6X4u7IBo">https://youtu.be/P5mcQtnjkwE?si=Cp0NKCYh6X4u7IBo</a></li></ul> <p>→ Exploring Shapes :</p> <ul style="list-style-type: none"><li>❖ <a href="https://youtu.be/p3avPxYb3wU">https://youtu.be/p3avPxYb3wU</a></li><li>❖ <a href="https://youtu.be/4qk5225u100?si=RxahPxvahtcVtLVu">https://youtu.be/4qk5225u100?si=RxahPxvahtcVtLVu</a></li></ul>												
<p><b><u>MODE OF SUBMISSION</u></b></p>	<p><b><u>Offline</u></b> Task I – Offline – Respective subject teacher Task II – Scrap File to be submitted offline – PPT/Canva file to be submitted on Google Classroom.</p>												
<p><b><u>RUBRICS</u></b></p>	<p><b>Task 1 - 5 Marks</b></p> <table><tr><td>Originality and presentation</td><td>2 Marks</td></tr><tr><td>Creative Presentation</td><td>2 Marks</td></tr><tr><td>Neatness</td><td>1 Mark</td></tr></table> <p><b>Task 2 - 5 Marks</b></p> <table><tr><td>Originality and presentation</td><td>2 Marks</td></tr><tr><td>Creative Presentation</td><td>2 Marks</td></tr><tr><td>Neatness</td><td>1 Mark</td></tr></table>	Originality and presentation	2 Marks	Creative Presentation	2 Marks	Neatness	1 Mark	Originality and presentation	2 Marks	Creative Presentation	2 Marks	Neatness	1 Mark
Originality and presentation	2 Marks												
Creative Presentation	2 Marks												
Neatness	1 Mark												
Originality and presentation	2 Marks												
Creative Presentation	2 Marks												
Neatness	1 Mark												





<u>SUBJECT</u>	<u>SCIENCE</u>
<u>ASSESSMENT PARAMETER</u>	<ul style="list-style-type: none"><li>• Project Based Activity (Art Integration)</li><li>• MAS Activity</li></ul>
<u>TOPIC-PROJECT /ACTIVITY</u>	<p style="text-align: center;"><b><u>Task 1: Where Fun and Learning Collide</u></b></p> <p><b><u>Please Note</u></b> – This is an individual activity wherein you will also be required to present your findings in the class after the summer vacation.</p> <p><b><u>Roll no. 1-25</u></b> – Create an Arcimboldo Inspired Portrait or Image</p> <div style="border: 1px solid black; border-radius: 10px; padding: 5px;"><p><i>Giuseppe Arcimboldo is an Italian Renaissance painter known for his portraits of people that use objects like fruit and books.</i></p></div> <p>➤ Create Arcimboldo-style portraits or shapes of objects or any image of your choice by combining easily available different images or plant parts (preferably dried) such as flowers, leaves, fruits and seeds on an A3/A4 size sheet.</p> <p><b><i>Remember to get your pictures clicked while creating the design and paste along with the image created using this art form.</i></b></p> <div style="display: flex; justify-content: space-around;"></div> <p><b><u>Roll no. 26-till last</u></b>: Design Thinking: My Own Mandala</p> <div style="border: 1px solid black; border-radius: 10px; padding: 5px;"><p><i>Mandalas have been around for thousands of years and are highly structured forms of art that use repetitive patterns. The word mandala comes from the Sanskrit word for circle, but mandalas can also be squares or a combination of squares and circles. Creating mandalas can help you relax, focus, and reflect.</i></p></div> <p>➤ Search and pick up things that capture your eye, like fallen leaves, sticks, and flower petals (preferably dry). You can also collect some waste objects and recycled material and use these objects to create a unique tangible or physical Mandala on an A3/A4 sheet of paper.</p>



*Remember to get your pictures clicked at each step; starting from creating a rough design, and its outline, material selected and applying it to form an image.*

Here are a few samples for ready reference:



## **Task 2 - Project Based: Design Your Own Cafe Menu**

*When nutritious meals are included on the cafe menu, people are more likely to visit the Cafe. The main reason for this is that psychologically, people want to eat healthily even when they go outdoors to eat. It does wonders for the cafe revenue when the attractive menu includes such healthy options.*



- Research some innovative healthy dishes and design a healthy innovative Menu Card for your Cafe.

**Remember:** Healthy food is important for a healthy body and mind, offering a variety of salads and other healthy dishes.

*Use only A4 size coloured sheet folded appropriately to design your menu card. The menu should have - few healthy starters, juices, salads, main course, and desserts.*

*Please also include the following points to make it look interesting.*

### **✚ Colourful Theme**

Add colorful themes to the menu. You can also include cartoon characters and humorous meal names and descriptions.

### **✚ Name of Your Cafe**

You must have your cafe's name on the menu with address and phone number.



**Meals**

- People can be inspired to eat more healthy food if you provide them with informative descriptions of healthy meals. Also, ensure that you include their favorite fast-food items and desserts.

**A sample is shared for your reference**



**LEARNING OUTCOME/  
SKILL ENHANCED**

- Identify plant and plant parts
- Generate and conceptualize artistic ideas and work.
- Organize and develop artistic ideas and work.
- Create a healthy diet plan and a menu card

**RESOURCES**

- Links for Arcimboldo inspired Portrait**
- <https://youtu.be/R6BYtuFkQaE?feature=shared>
  - <https://youtu.be/MffWsJhibiM?si=HhuCCMpeDYii7Bt4>
- Links for Mandala**
- <https://youtu.be/-zr66NzoNAQ?si=P72PoKbFJHXzc95I>
  - <https://youtu.be/SBHGBa191JY?si=ZccGdEFrbkx8cgfr>
- Link for Menu**
- <https://youtu.be/aiD0x37UUsQ?si=hOBPnBgwoz5qmc8u>

**MODE OF SUBMISSION**

**Activity 1: PDF on Google Classroom**  
**Activity 2: Offline - A4 size sheet Menu Card to be submitted**

**RUBRICS**

**For PBA and MAS activity each - (5+5=10 Marks)**

- 1. Content and Organisation of Ideas – 2 Marks**
- 2. Presentation – 1 Mark**
- 3. Creativity – 1 Mark**
- 4. Originality and Uniqueness- 1 Mark**



<u>SUBJECT</u>	<u>SOCIAL SCIENCE</u>
----------------	-----------------------

<u>ASSESSMENT PARAMETER</u>	Task 1: Project Based Activity Task 2: Multiple Assessment
-----------------------------	---

<u>TOPIC-PROJECT /ACTIVITY</u>	<b>Task 1: Solar System</b>
--------------------------------	-----------------------------

**Roll no. 1-25 –**

Make a colorful solar system accordion fold books. *(Pictures attached for reference)*

Each sheet should include a picture of the planet along with its information such as:

- Position in the solar system
- Composition
- Climatic condition
- Any unique features or attractions
- Any other relevant information



**Note:** In the accordion the planets need to be arranged in the correct order.

Link for Reference:

<https://youtu.be/HxRfUtgN3Cw?si=c60Jt8ZnAUtWDTar>

**Roll no. 26-till last**

Make a **Lap Book** *(Images attached for reference)* to present information about the following celestial bodies:

- Stars and Constellations *(Explain the term constellation and give its example. Mention features of a star especially Sun)*
- Moon *(Examine the features of Moon the natural satellite of earth)*
- Planets *(Name the planets in the solar system, identify the inner and*



outer planets. States the features of Blue planet Earth.)

➤ Asteroids and Meteoroids (*Composition and location of Asteroid belt*)



Link for reference:

<https://youtu.be/eU7COZIAhNE?si=hDuzQDzBbuNqDhLe>

### **Task 2: Types of Economic Activities**

- Observe and list the various types of occupations that you see around.
- Identify the importance of these activities in your life.
- Interview someone you know to understand his/her challenges.
- Paste relevant pictures to support your observation and interview.

**Present your task through a PPT (5-8 Slides) or video (2:30 to 5 Minutes).**

#### **LEARNING OUTCOME/ SKILL ENHANCED**

#### **Learning Outcomes**

Each student will be able to:

- Identify the position of each planet with respect to the Sun.
- Classify planets as Inner and outer planets.
- Observe and list minimum 3 livelihoods around their locality/city.
- Identify challenges faced by people in different occupations

#### **Skill Enhanced:**

- Research Skill
- Observation and Analysis
- Creativity
- Innovation Skills
- Information Literacy

#### **RESOURCES**

#### **Task 1**

**Accordion: Link for Reference:**

<https://youtu.be/HxRfUtgN3Cw?si=c6oJt8ZnAUtWDTar>

**Lap Book: Link for Reference:**

<https://youtu.be/eU7COZIAhNE?si=hDuzQDzBbuNqDhLe>



	<p><b><u>Task 2</u></b> <b><u>Rural Urban livelihood</u></b> <a href="https://youtu.be/Tces1dyA3-8?feature=shared">https://youtu.be/Tces1dyA3-8?feature=shared</a></p>
<b><u>MODE OF SUBMISSION</u></b>	<p><b>Task 1:</b> Offline <b>Task 2:</b> Online</p>
<b><u>RUBRICS</u></b>	<p><b>Task 1 - 5 Marks</b> Correctness of Concept: Complete required information : 1 Marks Information arranged in correct order: 1 Mark Presentation: 2 Marks Submission: 1 Mark</p> <p><b>Task 2 - 5 Marks</b> Completion of Task : 2 Marks Presentation of Task:2 Marks Submission :1 Mark</p>