







BAL BHARATI PUBLIC SCHOOL, PITAMPURA
Detailed Syllabus - 2024-25


Class-4

Subject- SCIENCE

Month- APRIL-MAY

| Month/No of working days | Topic/ Subtop Teaching Poir | Learning Outcomes | Pedagogy | Technology | Instructional tools/ Virtual tour/ Flipped Learning/ Field trips | Art Integration/ Connect with real life | Interdisciplinary | Assignment/ Project/Activities | Assessment |
|--|---|---|--|--|---|---|--|---|---|
| <p>Month – April –May 2023- 24</p> <p>Teaching days/no. of Classes-23</p> <p>LIFE SKILL: Plant a tree and take care for it.</p> <p>GENDER: How do village ladies play an important</p> | <p>TOPIC : Plants preparing and storing food</p> <p>SUBTOPICS :-</p> <p>*Parts of a leaf *Photosynthesis : *How do plants use their food *Some Unusual</p> | <p>Each student will be able to:</p> <p>*Observe a leaf and list its parts. *Define photosynthesis *Name the things needed by leaves to make food.</p> | <p>Think Pair-Share Activity</p> <p>Students will be asked to gather information about any plant/tree of their choice. They will write a few sentences about it</p> | <p>FLIPPED LEARNING</p> <p>A) Preparing a PowerPoint Presentation :</p> <p>Observe your surroundings and make a PowerPoint presentation to show how plants and animals depend on</p> | <p>VIRTUAL TOURS</p> <p>A virtual forest walk: https://www.youtube.com/watch?v=IKlGyp1xfp4&ab_channel=relaxationChannel</p> <p>ONLINE</p> <p>1. Kahoot</p> | <p>ART INTEGRATED LEARNING</p> <p>Leaf Printing Activity</p> <p>Students will collect leaves of different shapes and sizes and create a design using leaf printing.</p>  <p>Interdisciplin</p> | <p>Project Work:</p> <p>Plants with medicinal values: Students will collect and write the importance of some common herbs used in our daily life to cure everyday ailments.</p> | <p>ANALYSING</p> <p>Q1. The leaves of a plant kept in the dark do not produce starch. Why?</p> <p>Q2. Why are hillslopes cut into steps for growing crops?</p> | <p>Objective Assessment will be taken up on the completion of each topic.</p> <p>SUBJECT ENRICHMENT ACTIVITY-</p> <p>- Observation - Hand on - Analysis</p> |

| | | | | | | | | | |
|---|---|--|---|---|--|--|--|--|--|
| <p>role in the conservation.</p> <p>HEALTH AND WELLNESS: List the names of a few medicinal plants and their properties to cure ailments, especially during Covid times.</p>  <p>VALUE/ETHIC - Taking care of plants.</p> | <p>Plants *Energy Flow in Living Things. * Animals and Plants Depend on Each Other * Balance in Nature</p> <p>Teaching Points</p> <p>*The process of preparation of food in the green leaves of plants is known as PHOTOSYNTHESIS. *Water, carbon dioxide, chlorophyll</p> | <p>*Name the parts of plants where the food is stored. *Differentiate between Green and Non-green plants *Conduct a simple test for the presence of starch. *Appreciate and understand the</p> | <p>and will discuss it in their group.</p> <p>Think Pair and Square A plant kept in a dark room starts wilting. Discuss.</p> <p>~ Students will present their reasons for the same and others will</p> | <p>each other.</p> <p>Discuss the importance and ways to save trees. 1. Write the name of any 10 fruits/vegetables present in your refrigerator.</p> <p>2. Quizzez – https://quizizz.com/admin/quiz/5c355ad7baf1cf001b9d9346/photosynthesis</p> <p>Newspaper</p> | <p>Quiz 2. Virtual tours to a Forest. 3. YouTube links 4. Diksha Portal 5. Podcast 6. Quizzes 7. Live Worksheets</p> <p>OFFLINE</p> <ol style="list-style-type: none"> Hand puppets Flashcards Kinds of Leaves A walk in the Garden Roleplay Class Quiz <p>OTHER RESOURCES</p> | <p>ry A) Students will make different patterns of the leaf using the Madhubani art form .</p>  <p>B) Make a HERBARIUM on an A4 sheet and later use that sheet to make a card.</p>  | | <p>EVALUATING :</p> <p>Q1. A yellow leaf cannot prepare food. Why? Q2. How does cutting down Do trees affect our breathing?</p> <p>CREATING</p> <p>Read and Discuss in about 100 words how the forest Conservation and</p> | <p>-Conclusion - Data Collection - Maintenance of Lab Manual - Information - Involvement - Listening Skills - Presentation - Speaking Skills PROJECT-BASED ACTIVITY - Presentation - Information - Involvement - Team Work - Research /Data - Creativity - Viva</p> |
|---|---|--|---|---|--|--|--|--|--|

| | | | | | | | | |
|---|---|---|--|--|---|--|---|---|
| <p>and sunlight are required by plants to prepare food. *Leaves have</p> <p>a. stomata – to take in carbon dioxide and give out oxygen and water vapour. b. Veins- to carry water and food. c. Green Cells- with chlorophyll to make food *The food</p> | <p>importance of programmes like VAN MAHOTS AVA</p> | <p>‘Thumbs Up or Down’ for their reasons.</p> <p>Use of AMPBO X/Wheel of Names for class discussions.</p> <p>Use of AMPBO X/Wheel of Names for class discussions.</p> | <p>In Education</p> <p>. Read the articles on ‘Attempt to Save Trees’ using the given link. https://timesofindia.indiatimes.com/es.com/city/mangaluru/nh169-widenin-greens-hop-e-to-save-400-trees/article-sh/92349512.cms</p> | <ul style="list-style-type: none"> • Talk with a Gardener • Different kinds of leaves • Flash Cards • A Peepal leaf • Comprehension passage on plants • news clippings on the importance of plants and trees | <p>Plants – Our Lifeline Make a collage by pasting different things that we get from plants.</p>  <p>SLOGAN WRITING Write slogans on ‘SAVE TREES’.</p> <p>Leaf Craft- Create different patterns using leaves of different</p> | | <p>wildlife protection acts have been successful in conserving the balance in nature.</p> <p>Competency Based: Collect information and write about Plants with ‘Special characteristics of combating pollution.’</p> | <p>MULTIPLE ASSESSMENT- (AILE, Notebook Presentation, Class Participation) - Presentation - Handwriting - Regularity - Neatness - Follow up on work - Periodic Test 10 Marks Half Yearly- 50 Marks</p> |
|---|---|---|--|--|---|--|---|---|

or sugar made by a leaf is
a. burnt to give energy
b. used by the plants to grow
c. stored as starch

*The flow of energy from the sun to plants and then to animals and humans help them both to survive.

Flipped Learning

1. Write the name of any 10 fruits/vegetables present in your refrigerator

2. Quizzez – <https://quizizz.com/admin/quiz/5c355ad7ba f1cf001b9d9346/photosynthesis>

shapes and sizes.



Joyful Learning

Plants are used to make toothpaste, soaps, shampoos and many other things. Find out at least two such things sold in the market and note the names of the plants used to make them.



**Real-Life
Connection!**

1. Observe a leaf using a hand lens during the daytime.
2. Talk to a gardener to collect data/information on how they take care of plants.