




BAL BHARATI PUBLIC SCHOOL, PITAMPURA



Detailed Syllabus

Class- 4

Subject- English

Month- April-May 2024-25

Month/No of working days	Topic/ Subtopics	Learning Outcomes	Pedagogy	Technology	Instructional tools/ Virtual tour/ Flipped Learning/Field trips	Project and Activities/ Transdisciplinary/Art Integration	Assignment	Assessment
<p>Month – April-May 2024-25</p> <p>Teaching days/No. of Classes –27</p> <p>VALUE: <i>Appreciating and Valuing nature</i> “Save Water” poster making</p> <p>LIFESKILL:</p>	<p>Topic: Kinds of Nouns (8 blocks)</p> <p>Subtopics:</p> <ol style="list-style-type: none"> Common Noun Proper Noun Collective Noun Abstract Noun <p>Teaching Points:</p> <ol style="list-style-type: none"> Revision of Common, collective 	<p>Each student will be able to.</p> <p>Each child will be able to:</p> <ul style="list-style-type: none"> -recall and differentiate between proper and common nouns. -state what a collective noun is and supply suitable collective nouns 	<p>Collaborative Learning - Pair and Share</p> <p>Students will list ten objects they find in their surroundings.</p> <p>Think, Pair and Square</p> <p>Students will categorize the list under Common, Proper, Abstract and Collective headers.</p> <p>Students will put different nouns into four</p>	<p>YouTube Link- https://www.youtube.com/watch?v=YacODqojAfg&ab_channel=HeavenlyJunction https://youtu.be/mgNM Dyg2K8I https://youtu.be/gnr-iuZgm8Q</p> <p>Live worksheets- https://www.liveworkshe</p>	<p>Field Trip (School Campus Visit)</p> <p>A school campus visit will be organized to make our kids familiar with the different landmarks in school. Make a list of all the nouns that you see and put them in different kinds OF NOUNS table.</p>	<p>ART INTEGRATED LEARNING</p> <p>- Leaf Pattern</p> <p>Create different common and proper nouns using leaves of different shapes and sizes.</p>  <p>THUMB PRINTING- Using watercolors or ink make pictures of nouns using your thumb or finger impressions.</p>	<p>ORAL ACTIVITIES</p> <p>Verbal linguistic: Giving proper nouns for common nouns</p> <p>Logical: Associating the quality depicted in a flash card to its suitable abstract noun</p> <p>Visual spatial: Labelling a diagram after sketching it.</p> <p>- the module on nouns</p> <p>Interpersonal: Group work of</p>	<p>Objective type assessment will be taken up on the completion of each topic. -End term assessment will be conducted as per the schedule. Assessment criteria:</p>

<p>Taking care of our surroundings.</p> <p>GENDER SENSITIVITY: Responsibilities given to students irrespective of their gender.</p> <p>HEALTH AND WELLNESS: Group Discussion- How does dirty water affect our health?</p>	<p>and proper nouns.</p> <p>2. Introduction of abstract nouns: Nouns that refer to ideas, feelings or thoughts are known as abstract nouns.</p> <p>Eg.-bravery, happiness.</p> 	<p>for at least five noun groups correctly.</p> <p>- identify abstract nouns corresponding to at least three qualities correctly.</p>	<p>categories and present their reasons for the same. Other students will show 'Thumbs Up or Down' for their reasons and correctness of sorting.</p>  <p>AMP BOX</p> <p>This technique will be used to test the kids' understanding of the topic by keeping the whole class mentally alert for active participation.</p> <p>TOY PEDAGOGY</p>	<p>ets.com/zn1984572an https://www.liveworksheets.com/english_language/Nouns/Abstract_Common_80%98%2%B7_Proper_Nouns_Worksheet_zo1235728va</p>	<p>2. Virtual tour of a zoo or a forest. Students will be asked to write collective nouns of the various animals that they see in it. Eg: a pride of lions, a congregation of alligators.</p> <p>OTHER RESOURCES</p> <ol style="list-style-type: none"> 1. Toys/puppets 2. Stories 3. Riddles 4. Poems 5. Newspaper articles 6. Board Game 	<p>Collage Making: Look for pictures of different nouns in old newspaper, magazines and books. Create a scrap book by pasting their pictures. Choose one noun among them and speak about its importance in your life.</p> <p>Flipped Learning</p> <p>1. Students will be asked to watch a YouTube link based on Kinds of Nouns.</p> <p>Students will attempt live worksheets on Kinds of Nouns.</p> <p>2. Students will be asked to watch a YouTube link based on Abstract Noun.</p> <p>3. A paragraph will be shared with the students and in that paragraph, students will identify the different kinds of nouns. Then, they will place them in the correct columns in the given table.</p>	<p>pasting pictures of nouns and categorizing them.</p> <p>Bodily Kinesthetic: Abstract words mime.</p> <p>Intrapersonal:</p> <p>Noun Game: Name, Place, Animal, Thing</p> <p>Analyze</p> <p>Q1. The students will paste a short newspaper /Primary Plus article and underline and categorise the nouns.</p> <p>Q2. The students will provide the opposites of abstract words;</p>	<p>READING/ RECITATION (10 Marks)</p> <p>Reading from the lessons or reciting a poem prescribed for the first term.</p> <p>*Fluency</p> <p>*Expression</p> <p>*Clarity</p> <p>*Confidence</p> <p>*Audibility</p> <p>SPELL CHECK/ VOCABULARY: (10 Marks)</p> <p>-Periodic Test 1: (20 marks)</p> <p>-Holiday Homework: (05 marks)</p>
---	---	---	---	---	---	---	---	---

Students will play a game based on Kinds of Nouns.

Real Life Connection!

Collective Noun Bingo: Students will research and prepare Bingo slips at home with 25 collective nouns of their choice. The game will be played in the class.

B	I	N	G	O
because	computer	happier	TRUST	scissors
Slip of Liberty	Ayran	crunch	stump	video games
house	Mount Everest	Free	Abstract nouns	baby
door	Carroll	love	hero	Collective Noun
photo frame	apple	brave	Proper Nouns	Queen Elizabeth

E-lesson:

Students will be asked to study the e-lesson shared with them on Google Classroom.

Common Noun	Proper Noun	Collective noun	Abstract Noun

Performing Arts

Students will present a poem/song on Nouns.

Interdisciplinary: Preparing a PowerPoint Presentation-

Observe your surroundings and record the different nouns that you observe in different tables using an Excel Sheet.

TRANSDISCIPLINARY ACTIVITY:

Role Play: Abstract mime:- The teacher will write abstract nouns on slips of paper and place the slips in a hat. The children will take turns to pick a slip from the hat and mime the abstract noun. The rest of the class must guess the abstract

love/hate, beauty/ugliness

Evaluate

Why is this sentence incorrect? 'An army of soldiers are marching in the field.'


Create





Group work of pasting pictures of nouns and categorising them.


An album of nouns that you come across/use in everyday life.


Competency based learning



Sort out and differentiate

					<p>nouns. For Example-happiness, sadness, anger, kindness</p>  <p>INDEPENDENT LEARNING Students will be given a list of 10 nouns as a story prompt and asked to complete it in 50-60 words. They will be asked to underline all the nouns used in it, using different colours to differentiate them as proper, common, abstract and collective nouns.</p> <p><u>Research-based practice:</u> The learner collects information about a friend, his/her place of origin and the languages they speak at home. He/she presents the information briefly in English and underlines all the nouns used in it. (AAC Activity)</p>	between various kinds of nouns.	
--	--	--	--	--	---	---------------------------------	--

								
	<p>Topic:</p> <p>Lesson: The River Bank</p> <p>(8 blocks)</p> <p>Teaching Points: Children, we are all surrounded by various animals. Some of us even keep them as pets in our households. Animals not only provide us with useful things like milk, wool,</p>	<p>Each student will be able to</p> <p>-read the text with comprehension, locate details and sequence the events correctly.</p> <p>-listen critically for information and answer at least two questions based on the text correctly.</p> <p>-make at least two new sentences</p>	<p>COLLABORATIVE LEARNING -</p> <p>Pair and Share</p> <p>Students will list five ways in which they can conserve their surroundings.</p>  <p>Think Pair and Square</p> <p>Students will compile their list and create a poster for the class board.</p> <p>Students will present their</p>	<p>1. YouTube link https://www.youtube.com/watch?v=ru-7SKuNwu0</p> <p>2. Mentimeter poll to understand the differences between a mole and a water rat</p> 	<p>Virtual tours</p> <p>-Virtual tour on Life of a river https://www.youtube.com/watch?v=y8ZefORto7k</p>  <p>ONLINE</p> <p>1. YouTube link https://www.youtube.com/watch?v=ru-7SKuNwu0</p>	<p>ART INTEGRATED LEARNING</p> <p>Children will be asked to draw and colour a picture of a river bank based on their observation of the virtual tour.</p> <p>FLIPPED LEARNING:</p> <p>Gyankatta: Students will be asked to watch a YouTube video based on the chapter 'The River Bank' and attempt the quiz on gyankatta.</p> <p>-Watching the virtual tour of a river and making a picture of a river bank based on their observation skills.</p> <p>(Performing Arts):</p> <p>Students will present a poem/song on River/Save water.</p> <p>Experiential learning</p>	<p>Visual-spatial: Watching the YouTube video based on the story.</p> <p>Logical: Sequencing the events of the story.</p> <p>Interpersonal (Pair & Share): Discussing the importance of water in our daily lives.</p> <p>Intrapersonal: -Independent silent reading of the text.</p> <p>Analyze Describe the appearance</p>	

<p>eggs and so on but also prove to be our loyal friends. The lesson 'The River Bank' is an adaptation of the original story from the book, 'The Wind in the Willows'. The central characters of this famous novel by Kenneth Graham are a mole and water rat.</p>	<p>using the five new words from the text: (affectionate, snatch, meadow, thrilled, fascinated)</p>	<p>reasons for selecting the same and others will show 'Thumbs Up or Down' for their reasons.</p> <p>Think Pair Share (Role play)</p> <p>Students will enact a short conversation between the water rat and the mole on the situations given by the teacher.</p> <p>Real Life Connection!</p> <p>Group Discussion on ways to conserve water.</p> <p>AMP BOX</p> <p>This technique will be used to</p>	<p>2.Quizz.com 3. Mentimeter</p> <p>OFFLINE</p> <p>1.Wheel Of Names/AMP Box 2. Google forms 3.Connected classroom modules 4. Live worksheets</p>	<p>1. Write a short paragraph about their favourite place which had a water body.</p> <p>2. Students will sing the poem 'Hickory Dickory Dock'. They will play music using a plate and spoon.</p> <p>Interdisciplinary Using origami sheets to make different animals and create an animal kingdom in the Art File.</p> 	<p>of The Water Rat.</p> <p>Evaluate Why did the Water rat consider the river its brother, sister and world?</p> <p>Create Imagine and draw a sketch of the Wild World and Wide World.</p> <p>Competency based question - Do you think The Water Rat was a friendly creature? Discuss.</p>	
--	---	--	---	---	---	--

			test the kids' understanding of the topic.					
	<p>Topic:</p> <p>NOUN :GENDER (5 blocks)</p> <p>Sub-Topics:</p> <ol style="list-style-type: none"> 1. Masculine Gender 2. Feminine Gender 3. Common Gender 4. Neuter Gender <p>Teaching Points:</p> <ol style="list-style-type: none"> 1. Nouns that stand 	<p>Each child will be able to:</p> <ul style="list-style-type: none"> -identify the masculine and feminine gender. -answer at least three questions based on the topic correctly. -know the exact words that refer to the masculine or feminine noun. 	<p>Collaborative Learning -Share your views on gender equality and why it is important in a family. Have a group discussion.</p> <p>Pair and Share</p> <p>Students will create 10 flashcards (old fashioned way or using the app, CRAM) and play the memory game of matching two complimenting</p>	<p>Students will be asked to watch a YouTube link based on Noun: Gender.</p> <p>https://youtu.be/Um4suK9PtJ4</p> <p>https://www.youtube.com/watch?v=E3rkNS9Fm6A</p> <p>https://www.youtube.com/watch?v=E3rkNS9Fm6A</p>	<p>Flash cards: The teacher will show flash cards of various living beings and students will choose the suitable noun gender to go with it.</p>	<p>ART INTEGRATED LEARNING</p> <p>-Draw male and female figures using Warli Art.</p>  <p>FLIPPED LEARNING:</p> <p>1. Students will be asked to watch a YouTube link based on Noun: Gender.</p> <p>https://youtu.be/Um4suK9PtJ4</p> <p>https://www.youtube.com/watch?v=E3rkNS9Fm6A</p>	<p>Verbal-linguistic:</p> <p>Listening to a story which has a list of different animals in both genders. (The Lion's Party)</p> <p>Skill practice /Classification:</p> <p>The teacher will share a paragraph and ask the students to identify and classify various nouns based on their gender and put them in different columns.</p>	

<p>for males are said to be in the masculine gender.</p> <p>2. The nouns that stand for females are said to be in the feminine gender.</p> <p>3. Nouns that are neither male nor female are said to be in the neuter gender.</p> <p>4. Nouns that can be used for both males and females are said to be in the</p>	<p>-classify nouns based on gender and change the gender of the given nouns correctly.</p>	<p>genders with their partners.</p> <p>Think Pair and Square</p>  <p>Students will compile their cards and create a pack to be played with the entire class.</p> <p>Students will play Gender Game and others will show 'Thumbs Up or Down' depending on the</p>	<p>WxhLMC4COmc</p>		<p>Students will list some of the examples and make sentences using that kind of gender.</p> <p>2. Students will be given a newspaper article and will be asked to identify and highlight masculine and feminine genders with different colours.</p>  <p><u>INDEPENDENT LEARNING:</u> <u>Skill practice/Classification:</u></p> <p>The teacher will share a paragraph and ask the students to identify and classify various nouns on the basis of their gender.</p> <p><u>TRANSDISCIPLINARY ACTIVITY:</u></p>	<p>Bodily-kinaesthetic & Logical: Role play based on this short story on Gender Equality followed by a group discussion:</p> <p>https://www.youtube.com/watch?v=WxhLMC4COmc</p> <p>Round Robin: The learners will listen to a paragraph spoken out by the teacher and will clap once whenever they hear a masculine gender and clap twice whenever they hear a feminine gender.</p> <p>INDEPENDENT LEARNING:</p>	
--	--	--	---	--	---	---	--

	<p>common gender.</p>		<p>answers they come up with.</p> <p>AMP BOX This technique will be used to test the kids' understanding of the topic.</p>			<p>Pair & Share & Art</p> <p>Integration: The learners will work in pairs and create a simple poem/limerick using gender forms for different animals and the sounds made by them.</p> <p>Project based learning:</p> <p>PICTIONARY Create a Picture Dictionary with corresponding masculine and feminine nouns.</p> <p>Real Life Connection!</p> <p>INTERDISCIPLINARY ACTIVITY: Integration with EVS: Talk about difference between nuclear and joint family structure. Have a group discussion on responsibilities divided amongst family members and then sensitize them on gender equality and why it is important in a family.</p>	<p>Research based learning:</p> <p>Students will be asked to research what a limerick is and create a simple one using the opposite genders.</p> <p>Analyze</p> <p>Students will enter the number of male and female members in every child's family and its comparative depiction using bar graphs and percentage and pie charts.</p> <p>Evaluate</p>	
--	-----------------------	--	---	--	--	--	--	--

Why are these sentences incorrect?

- 1)The bridegroom was late for her ceremony.
- 2)The poetess sang his composition.

Competency based question

Categorize the given list of nouns as per their gender.



Apply Rewrite the following sentences

							<p>after changing the highlighted nouns to the opposite gender. Make other changes, wherever needed.</p> <p><u>Create</u></p> <p>-Think of someone whom you find brave and strong. Are males stronger than females or do you disagree with this common belief? Write your opinion in 5-6 sentences.</p>	
--	--	--	--	--	--	--	--	--

							-Students will create a simple limerick using the opposite genders.	
	<p>Topic:Noun (Number)(6 blocks)</p> <p>Sub-topics: Singular noun and Plural noun</p> <p>Teaching Points: 1. In grammar , number refers to the</p>	<p>Each child will be able to:</p> <p>a) classify nouns into two types – singular and plural.</p> <p>b) state the usage of singular and plural nouns.</p> <p>c) convert at least three</p>	<p>Think, pair and share</p> <p>Creating your own list of regular nouns taken from chapter 3 of class 4 EVS book and matching their plurals with their partner.</p> <p>Students will put different nouns into four categories and present their reasons for the same. Other</p>	<p>E -lesson:</p> <p>https://drive.google.com/file/d/1Roah9ji3_V3lWwbfbPxiQLybymD15Ol/view?usp=sharing</p> <p>PPT</p> <p>https://drive.google.com/file/d/1j44VKPjbiWULeYB_tsWBS-4tPEgXaMYG/view?usp=drive_link</p>	<p>Flipped Learning:</p> <p>Watch a song on Nouns Number.</p> <p>https://www.youtube.com/watch?v=FjqpwvcHTFW</p> <p>Follow up-</p> <p>Students will enlist all the nouns</p>	<p>Performing Arts</p> <p><u>Activity1</u></p> <p>Students will listen to a Noun Numbers song and try to sing it along.</p> <p>Real Life Connection!</p> <p><u>Activity 2</u></p> <p>Students will take out a flashcard from a box containing pictures of singular nouns. They will convert those to plural and share with the class.</p>	<p>ANALYSE</p> <p>Q1. Complete sentences with the following phrases: -My _____ are red in colour. -Varun is a good _____.</p>	

<p>count/quantity of the noun. Example: boy-boys, child-children.</p> <p>2. How nouns are converted from singular to plural</p>	<p>nouns from singular to plural based on the rules of Noun-Number correctly.</p>	<p>students will show 'Thumbs Up or Down' for their reasons and correctness of sorting.</p> <p>AMP BOX</p> <p>This technique will be used to test the kids' understanding of the topic by keeping the whole class mentally alert for active participation.</p> <p>Collaborative learning: (Hands-on activity)</p> <p>Students will be divided into groups of 4 each and given a story prompt to complete in 50-60</p>	<p>YouTube links:</p> <p>https://www.youtube.com/watch?v=jaHLqulGUYQ (irregular)</p> <p>https://youtu.be/BI1Syz9I2nQ (regular)</p> <p>https://www.youtube.com/watch?v=FjgpwvchTFw (song)</p> <p>Live worksheet:</p> <p>https://www.liveworksheets.com/zv1578365ar</p> <p>https://www.liveworksheets.com/ud1787st</p>	<p>they come across in the song. Then the nouns will be classified into different types.</p> <p>Instructional tools:</p> <ol style="list-style-type: none"> Toys/puppets Stories Riddles Poems Newspaper articles 		<p>-</p> <p>_____ fly in the sky.</p> <p>-The _____ are dancing.</p> <p>Q2. Rewrite the sentences by changing the number of the nouns.</p> <p>EVALUATE</p> <p>Q3. List any four nouns which remain the same in singular and plural form.</p> <p>Q4. Live worksheets and online quiz will be played on live worksheets</p> <p>CREATE</p>	
---	---	---	--	---	--	---	--

			words. They will be asked to underline all the nouns used in it, using different colors to differentiate them as singular and plural nouns.	https://www.liveworksheets.com/zk7860tz			Read the given story and change the singular nouns to its plural form.	
--	--	--	---	---	--	--	--	--