



BAL BHARATI PUBLIC SCHOOL, PITAMPURA


Detailed Syllabus


Class-3

Subject- English

Month- April-May


Month/No of working days	Topic/ Subtopic/ Teaching points/ No. of blocks	Learning Outcomes	Pedagogy	Technology	Instructional tools/ Virtual tour/ Flipped Learning/ Field trips	Projects/ Activities (AIL/ Interdisciplinary)	Assignment	Assessment
<p>Month April–May 2024-25</p> <p>Teaching days/No. of Classes - 27</p> <p>LIFE SKILL: Taking care of our surroundings.</p> <p>GENDER SENSITIVITY Responsibilities given to students irrespective of their gender.</p>	<p>Topic: Kinds of Nouns(8blocks)</p> <p>Sub-topics: 1. Common Noun 2. Proper Noun 3. Collective Noun</p> <p>Teaching Points: 1. Revision of common and proper nouns. 2. Introduction</p> <p>Topic - Collective nouns: Nouns that name a</p>	<p>Each child will be able to:</p> <p>-recall and differentiate between proper and common nouns. -state what a collective noun is and supply suitable collective nouns for at least five noun groups correctly. -categorise the given set</p>	<p>Pair and Share Students will list ten objects they find in their surroundings.</p> <p>Think Pair and Square Students will categorize the list under Common, Proper and Collective headers.</p> <p>Students will present their reasons for the same and</p> <p>Thumbs Up</p>	<p>ONLINE</p> <p>1.Live worksheet https://www.liveworksheets.com/w/en/english-language/203168</p> <p>2. Virtual tours to the Zoo or a Forest. https://youtu.be/2sZPRcwFANA?si=tzntDdP2BMz_BP4I</p> <p>3.YouTube links</p>	<p>Flipped Learning Common & Proper nouns</p> <p>https://youtu.be/DJy4PV6kETM?si=H4g_6Q9IApn7A8JD</p> <p>https://youtu.be/8WY4hhpJVDk?si=p-jvpRlihiN1E6jc</p> <p>https://youtu.be/ZHwBhVsaqK8?si=Swf0kwpmMBfzucOv</p> <p>ppt: https://drive.google.com/file/d/1T2SReVSHPQFljDGxBi3f1b5HDStsTs5W/view</p>	<p>Art Integration Performing Arts Students will present a poem/song on Noun.</p> <p>Sing a Song Listen to the given song and create songs, write poems on Nouns.</p> <p>https://youtu.be/pPjLK8rESQw?si=iiITZqAxZBzlMDix</p> <p>Interdisciplinary</p> <p>Leaf Pattern Create different common nouns using</p>	<p>Analyze The students will paste a short newspaper/Primary Plus article. They will then underline and categorise the nouns.</p> <p>Evaluate Why is this sentence incorrect? 'An army of soldiers <u>are</u> marching in the field.'</p> <p>Create Group work of pasting pictures of nouns and categorising them.</p>	<p>Objective Assessment will be taken upon the completion of each topic in the form of teacher designed worksheets.</p> <p>End-term assessment will be conducted to thoroughly revise all the concepts.</p> <p>Periodic Test- 10 marks Holiday Homework</p>

<p>HEALTH AND WELLNESS: How does dirty water affect our health?</p> <p>VALUE- <i>Appreciating and Valuing nature "Save Water".</i></p>	<p>collection or group of people, animals or things are known as collective nouns.</p> <p>Eg. a bunch of keys, an army of soldiers.</p>	<p>of nouns into their types: common, proper and collective.</p>	<p>or Down' for their reasons.</p>	<p>https://youtu.be/DJy4PV6kETM?si=H4g_6O9lApn7A8JD</p> <p>https://youtu.be/8WY4hhpJVDk?si=p-jvpRlihjN1E6jc</p> <p>https://youtu.be/ZHwBhVsaqK8?si=Swf0kwpmMBfzucOv</p> <p>4.Powerpoint presentation</p> <p>https://drive.google.com/file/d/1py2CToL5hlnWwwcl-CtL-oAAE9HYiw/mG/view?u</p>	<p>w?usp=drive_link</p> <p>Collective Nouns</p> <p>https://youtu.be/rvNbD308XRo?si=TsB5Y64BmDUExk7j</p> <p>Ppt: https://drive.google.com/file/d/1py2CToL5hlnWwwcl-CtL-oAAE9HYiw/mG/view?usp=drive_link</p> <p>Online quiz based on collective nouns will be shared with the students and played in the classroom to help them practice the acquired knowledge. https://www.liveworksheets.com</p>	<p>leaves of different shapes and sizes.</p>  <p>THUMB PRINTING- Using watercolours or ink make pictures of nouns using your thumb or finger impressions.</p> <p>Collage Making: Look for pictures of different nouns in old newspapers, magazines and books. Create a scrap book by pasting their pictures. Choose one noun among them and</p>	<p>An album of nouns you come across/use in everyday life. Exercises:</p> <p>Pick the ODD one out:</p> <ol style="list-style-type: none"> 1. rope, shoe, run, road, letter. 2. bag, butter, rainbow, tea, bad. 3. river, village, trees, flower, pot. 4. Sumi, Raju, Rama, Atul, wisdom. 5. windows, doors, racks, salt, keys. 6. an army, three chairs, the police, a team, my family. <p>Underline and identify the nouns in the following sentences:</p> <ol style="list-style-type: none"> 1. The sky is blue. 2. Apples are red. 3. Alok is taller than Arun. 4. Radha lives in Kerala. 5. My father is going to Manali tomorrow. 	<p>Parameters for ongoing assessment:</p> <p>READING/RECITATION (10 Marks)</p> <p>Reading from the lessons or reciting a poem prescribed for the first term.</p> <p>Rubrics-</p> <ul style="list-style-type: none"> *Fluency *Expression *Clarity *Confidence *Pronunciation <p>Notebook Presentation- 10 Marks</p> <ul style="list-style-type: none"> -Presentation -Handwriting
--	---	--	---	--	---	--	---	---

				<p>sp=drive_link</p> <p>5.Podcast</p> <p>https://podcasters.spotify.com/pod/show/theenglishsessions/episodes/Ep--26---Dont-Count-those-Nouns-ein9ba/a-a322kvo</p>	<p>com/w/en/english-language/203168</p> <p>Live</p> <p>Worksheets to recall the previously done concept.</p> <p>Nouns (Integrated)</p> <p>Students will listen to a podcast and attempt the given worksheet.</p> <p>https://podcasters.spotify.com/pod/show/theenglishsessions/episodes/Ep--26---Dont-Count-those-Nouns-ein9ba/a-a322kvo</p> <p>Field Trip (School Campus Visit) A school campus visit will be organized to make our kids familiar of the</p>	<p>speak about its importance to your life.</p> <p>Real Life Connection:</p> <p>Collective Noun Bingo:</p> <p>Students will research and prepare Bingo slips at home with 25 collective nouns of their choice.</p>  <p>STORY TIME:</p> <p>Watching a story based on collective nouns:</p> <p>https://youtu.be/rvNbD308XRo?si=TsB5Y64BmDUExk7j</p> <p>Experiential Learning</p>	<p>6. The Earth revolves around the Sun.</p> <p>7. Nikhil and I are good friends.</p> <p>8. Let us go to the shop.</p> <p>9. Please lend me your ruler.</p> <p>10. My mother was driving the car.</p> <p>Q: Fill in the blanks with collective nouns.</p> <ol style="list-style-type: none"> 1. A of cows was grazing in the field. 2. Myof keys was lying on the floor. 3. Anof soldiers is marching. 4. Aof wolves howled in the jungle. 5. Aof monkeys were sitting on the mango tree. 	<p>-Regularity</p> <p>-Neatness</p> <p>-Follow up work</p> <p>SPELL CHECK/VOCA BULARY: (10 Marks)</p> <p>Worksheet or Google forms.</p> <p>CREATIVE WRITING: (10 Marks)</p> <p>(Rubrics: ideas, creativity, sentence structure, organizing thoughts)</p>
--	--	--	--	---	--	--	--	--

					different landmarks in school.	Observe the nouns around and list how they are important to your life. Field trip follow up activity: The students will enlist different landmarks visited by them. Eg : Medical Room, Library etc.		
	<p>Topic:</p> <p>Lesson: The Whispering Palms (9 blocks)</p> <p>Teaching Point:</p> <p>Taking care of the environment and encouraging sustainability.</p>	<p>Each student will be able to</p> <p>-read the text with comprehension, locate details and sequence the events correctly.</p> <p>-listen critically for</p>	<p>Pair and Share</p> <p>Students will list five ways in which they can conserve their surroundings.</p> <p>Think Pair and Square</p> <p>Students will compile their list and create a poster for the class board.</p>	<p>1. Virtual tour</p> <p>https://youtu.be/2JYGqE4RSs?si=5onWDWKJsUSpF9Te</p> <p>2. YouTube links:</p> <p>https://www.youtube.com/watch?v=eJtlanzlgFw</p> <p>3. Gyankatta</p>	<p>Virtual tours</p> <p>Virtual tour of Underwater world.</p> <p>https://youtu.be/2JYGqE4RSs?si=5onWDWKJsUSpF9Te</p> <p>They will name the different species of fish and paste their cut outs on an A4 sheet.</p> <p>FLIPPED LEARNING:</p> <p>Gyankatta:</p> <p>Students will be asked to watch a YouTube video based on the</p>	<p>Interdisciplinary Follow up of the virtual tour:</p> <p>Virtual tour of Underwater world.</p> <p>https://youtu.be/2JYGqE4RSs?si=5onWDWKJsUSpF9Te</p> <p>They will name the different species of fish and paste their cut outs on an A4 sheet.</p>	<p>Analyze</p> <p>Mori learnt a very important message at the end. What was it?</p> <p>Evaluate</p> <p>-Did Mori's mother do the right thing by giving her a smaller basket the next morning?</p> <p>-Read the story and arrange the cue cards</p>	

		<p>information and answer at least two questions based on the text correctly.</p> <p>-make at least two new sentences using the five new words from the text: (ashore, grove, rescue, thrilled, laundry)</p>	<p>Students will present their reasons for selecting the same and others will 'Thumbs Up or Down' for their reasons.</p> <p>AMP BOX This technique will be used to test the kids' understanding of the topic.</p> <p>Flipped Learning: Watching the YouTube video based on the story.</p> <p>Pair & Share: Discussing the importance of water in our daily lives.</p> <p>Independent Learning:</p>	<p>https://m.gyankatta.org/mod/quiz/view.php?id=806</p> <p>4. PPT</p> <p>https://docs.google.com/presentation/d/1xB9bKsUfuCFCZOtOHAJq270o_3hWU-8b/edit?usp=drive_link&oid=100632781763090972855&rtpof=true&sd=true</p>	<p>chapter 'The Whispering Palms'.</p> <p>https://www.youtube.com/watch?v=eJtlanzlgFw</p> <p>Follow up: After discussing the story with the class, the students will attempt an online GYANKATTA quiz based on the information given in the text.</p> <p>https://m.gyankatta.org/mod/quiz/view.php?id=806</p>	<p>Art Integrated Learning</p> <p>Soap Making Hands-on activity: Students will be asked to watch a DIY tutorial on how to make a soap at home just like Mori's family in the story. They will be encouraged to make their own organic soaps at home.</p> <p>How to Make Homemade Soap For Kids (Tried & Tested Recipe) - YouTube</p> <p>(Performing Arts): Students will present a poem/song on Nature.</p> <p>Real life connection:</p> <ol style="list-style-type: none"> 1. Visit your kitchen and collect different things we get from trees. 2. Draw a tree and paste pictures of products that we obtain from it. 	<p>to sequence the events of the story.</p> <p>Create If you were at Mori's mother's place, what would you have done? What did the palm trees whisper to Mori's mother?</p> <p>(Remember) Discuss why Mori's mother had tears in her eyes.(Understanding)</p>	
--	--	--	--	--	--	--	--	--

			Independent silent reading of the text.					
	<p>Topic: NOUN:GENDER (6 blocks)</p> <p>Sub-Topics: 1. Masculine Gender 2. Feminine Gender</p> <p>Teaching Points: 1. Nouns that stand for males are said to be in the masculine gender. 2. The nouns that stand for females are said to be in the feminine gender.</p>	<p>Each child will be able to: -identify the masculine and feminine gender. -answer at least three questions based on the topic correctly. -know the exact words that refer to the masculine or feminine noun. -classify nouns based on gender and change the gender of the given nouns correctly.</p>	<p>Pair and Share Students will create 10 flashcards (old fashioned way or using the app, CRAM) and play the memory game of matching two complimenting genders with their partners. Think Pair and Square ~Students will compile their cards and create a pack to be played with the entire class. ~ Students will play</p>	<p>1. Youtube links: https://youtu.be/X2SmUyzLB48?si=SUf3cK4wrbAJBPNE https://www.youtube.com/watch?v=NRgdUEJwE-c</p> <p>2. Ppt https://www.slideshare.net/MichaellaOnate/nouns-of-nouns-69902182</p> <p>3. Quiz https://quizizz.com/admin/quiz/5</p>	<p>FLIPPED LEARNING: Introduction to Gender Students will be asked to watch a YouTube link based on Noun: Gender. https://www.youtube.com/watch?v=NRgdUEJwE-c Follow up: They will further practice the learnt concept with the help of this online quiz: https://quizizz.com/admin/quiz/5</p>	<p>PERFORMING ARTS: Listening to a story which has a list of different animals in both genders. (The Lion's Party). Recreating/ enacting a small scene from the story, using correct gender names. https://youtu.be/X2SmUyzLB48?si=SUf3cK4wrbAJBPNE AIL Draw male and female figures using Warli Art.</p> 	<p>Analyse Students will enter the number of male and female members in every child's family and its comparative depiction using bar graphs and percentage and pie charts.</p> <p>Evaluate Why are these sentence incorrect? 1)The bridegroom was late for her ceremony. 2)The poetess sang his composition.</p> <p>Create Think of someone whom you find brave and strong. Are males stronger than females or do you disagree with this</p>	

Gender Game and others will show 'Thumbs Up or Down' depending on the answers they come up with.

AMP BOX
This technique will be used to test the kids' understanding of the topic.

Listening to a story which has a list of different animals in both genders. (The Lion's Party)

The teacher will share a paragraph and ask the students to identify and

[b03b452a0bb1e001b68c04a?source=quiz_share](https://www.youtube.com/watch?v=b03b452a0bb1e001b68c04a?source=quiz_share)

Visual: Watching YouTube modules to identify the masculine and feminine nouns.
<https://www.youtube.com/watch?v=cXKeH35hjIY>

common belief? Write your opinion in 5-6 sentences.

Exercise:
Q: Rewrite the following sentences after changing the highlighted nouns to the opposite gender. Make other changes, wherever needed

Q: Fill in the blanks with suitable masculine or feminine nouns.

Q: Categorize the given list of nouns as per their gender.

classify various nouns based on their gender and put them in different columns.

Role play based on this short story on Gender Equality followed by a group discussion:
<https://www.youtube.com/watch?v=WxhLMC4COmc>