



Bal Bharati
PUBLIC SCHOOL



“

CLASS 2 (2023-24) **HOLIDAY HOMEWORK**

SUMMER BRINGS US NICE WARM SUN
FOR SWIMMING, DANCING, AND LOTS OF FUN

”

The long-awaited days are here and it's time to recharge yourself.

Summer is a time to relax, be productive and to get ahead. As important as it is to rest and enjoy, it is also important to continue to learn. You can spend your time as you wish but make sure that along with enjoying and relaxing make this summer a time to learn new things, exploring the opportunities available.

To enhance your learning, we have planned activities to keep your skills sharp and concepts clear. Use your energy and give a vent to your creativity. It will surely enhance your learning process.

Relax, enjoy, have lots of fun and come back refreshed.





SOME TIPS TO MAKE THIS SUMMER DIFFERENT:

- IT'S AN IDEAL TIME TO POLISH UP SOME OF YOUR HOBBIES.
- VISIT ANY GOOD BOOKSHOP OF THE CITY AND SELECT GOOD BOOKS OF YOUR LEVEL. READ THEM AND ENJOY, MAKE THEM YOUR BEST FRIENDS.
- SPEND TIME WITH YOUR FAMILY.
- GO FOR MORNING WALKS WITH YOUR FAMILY.
- GO CYCLING, PLAY OUTDOOR GAMES, DO SOME EXERCISES, PLAY WITH COUSINS AND FRIENDS.
- TRY TO READ NEWSPAPER.

GENERAL INSTRUCTIONS FOR HOLIDAY HOMEWORK

- DO ALL WRITTEN WORK AS SPECIFIED IN EACH SUBJECT.
- REVISE THE WORK DONE IN ALL THE SUBJECTS.
- MAKE A TIME SCHEDULE TO STUDY SPECIFIC HOURS EACH DAY.
- SUBMIT THE HOLIDAYS HOMEWORK BY - 07 JULY 2023





ENGLISH HOMEWORK



ENGLISH

My list of favourites

Directions: Write your favourites on the lines below- remember to capitalize the Proper nouns

These are few of my favourite things !

1. T.V show _____

2. movie _____

3. season _____

4. month _____

5. hobby _____


6. book _____

7. subject _____

8. sport _____

9. food _____

10. place _____



Bedtime stories

Story map

Read a storybook at bed time every day. Select the one which you like the best and complete this story map (on an A4 pastel sheet)

Title

Characters

Most inspirational character

Words added to your vocabulary

Problem
(What is wrong in the story?)

Is the problem solved?



All about my summer !

What will I miss most about summer ?

Summertime food I like the most

Write about something you did this summer

Fun activities to do during summer





HINDI HOMEWORK





हिंदी ग्रीष्मावकाश गृहकार्य

पढ़ने की आदत अपनाएँ, पुस्तक को दोस्त बनाएँ



क) इन छुट्टियों में अपनी मनपसंद कहानी की किताबें पढ़ें। परियों की कहानियाँ, दादी-नानी कहानियाँ. पंचतंत्र की कहानियाँ, जादू से भरी कहानियाँ, कहानियाँ ही कहानियाँ ! इन छुट्टियों में पढ़ी कहानियों की पुस्तकों की एक सूची बनाएँ जिसे बाद में आप हिंदी अध्यापिका को दर्शाएंगे ।




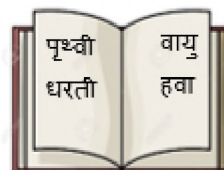
ख) उन सभी किताबों में से आपकी मनपसंद किताब कौन सी है ? उस किताब के विषय में पाँच वाक्य लिखो।

ग) उस कहानी में आए संयुक्त व्यंजन शब्द छाँटकर एक A-4 आकार शीट पर सुन्दर लिखावट में संयुक्त व्यंजन वृक्ष बनाकर उसमें संयुक्त व्यंजन शब्द चिपकाएँ।

अब आई सोचने की बारी

घ) क्यों न पढ़ी गई किसी एक कहानी का अंत कुछ अलग हो ? आओ अपनी कल्पनाशक्ति को विस्तार दें और किसी एक कहानी का अन्य रोचक तथा रचनात्मक अंत सोचें तथा A-4 शीट पर लिखें।

मेरा शब्दकोश



पढी गई कहानियों में से प्रतिदिन का एक नया शब्द तथा उसका अर्थ 5×5 इंच आकार के कार्ड पर लिखें। प्रतिदिन ऐसा करने पर देखते-देखते आपका अनेक शब्दों का संग्रह तैयार होता चला जाएगा। अंत में सभी शब्दों के कार्डों को सुंदर तरीके से बाँध कर अपना एक शब्दकोश तैयार करें।

आओ कविता गाएँ, थोड़ा गुदगुदाएँ



मन करता है



मन करता है सूरज बनकर
आसमान में दौड़ लगाऊँ ।
मन करता है चंदा बनकर
सब तारों पर अकड़ दिखाऊँ ।


मन करता है तितली बनकर



मन करता है बाबा बनकर
घर में सब पर धौंस जमाऊँ ।
मन करता है पापा बनकर
अपनी मूँछ बढाऊँ ।



दूर-दूर उड़ता जाऊँ।
मन करता है कोयल बनकर
मीठे-मीठे बोल सुनाऊँ।



मन करता है चिड़िया बनकर
चीं-चीं चूँ-चूँ शोर मचाऊँ ।
मन करता है चर्खी लेकर
पीली - लाल पतंग उड़ाऊँ ।



मन करता है ...हम सबका भी कुछ करने का मन करता है ।

* तुम्हारा मन क्या - क्या करने को करता है ?

.....
.....
.....
.....

पता करो

तुम्हारे घर के सदस्यों और मित्रों में किसको क्या करने का मन करता है
?लिखो और सूची बनाओ ।



नाम	मन करता है





सोचो



कौन किस पर अकड़ जमाता होगा ?

आसमान में -- चाँद तारों पर अकड़ जमाता होगा ।

जंगल में --

खेल में ---

नदी में ---

घर में ---

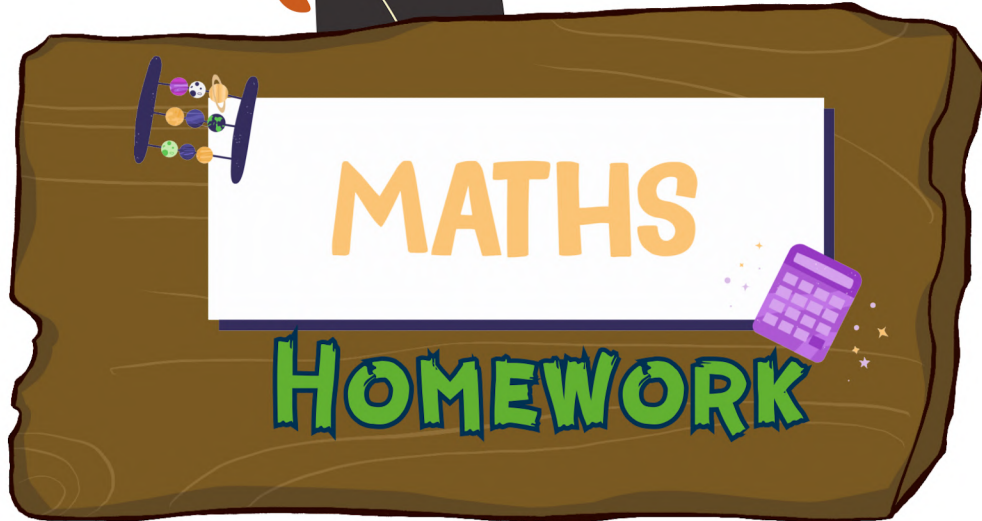
मन करता है सम्बंधित सभी कार्य A-4 शीट पर करें ।

आओ दोहराएँ

❖ कक्षा 1 में की गई प्रत्येक मात्रा के दस शब्द तथा 5 वाक्यों का लेखन अभ्यास करें | यह कार्य अलग हिंदी कॉपी (कक्षा कार्य वाली नहीं) में करें ।




Back to 
SCHOOL



MATHS
HOMEWORK

A decorative brown banner with a white rectangular area in the center. The word "MATHS" is written in orange capital letters, and "HOMEWORK" is written in green capital letters with a blue outline. To the left of the banner is a colorful abacus, and to the right is a purple calculator. The banner has a rough, torn edge.

πr^3



b
 $a^2 + b^2 =$


Math Holiday Homework 2023-2024

TASK 1

A. MAGICAL MAT

- ❖ Make a designer mat to be used daily during the lunch break in school. The steps involved are:
- ❖ **Step 1** – Take one A3 size Sheet, make a beautiful one-inch border on all sides.
- ❖ **Step 2** – On side 1 – Create a beautiful scene using basic shapes.
- ❖ **Step 3** – On side 2 - Enlist 8 to 10 tips on table manners.
- ❖ **Step 4** – Get your beautiful sheet laminated. Your table mat is ready.

Example-

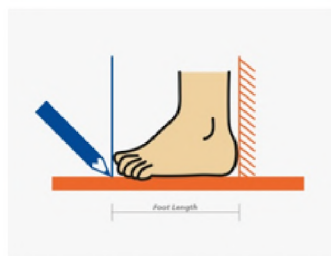



Note : This picture is just for reference, use your own imagination and creativity.

TASK 2

B. SELF EXPLORATION ACTIVITIES (To be done on A3 Sheet)

- ❖ Measure the length of foot of each family member. Find out whose foot is the longest. Write in brief how did you find out.
Longest Foot-
Shortest Foot-



- ❖ Measure the length of nose of each family member and find out who has-
Shortest nose-
Longest nose-
Which tool did you use to find out?



- Search any 3 rhymes related to mathematical concepts taught so far and learn them.
- Compose a rhyme related to any mathematical concept. Write it on an A3 size sheet and draw related pictures.
Example:

meet the shapes
(Tune: Are You Sleeping?)







Terry Triangle, Terry Triangle,
Look at me, look at me.
Count my sides, count my sides.
There are three, there are three.

Sammy Square, Sammy Square.
That's my name, that's my name.
I have four sides, I have four sides.
They're all the same, they're all the same.


Robbie Rectangle, Robbie Rectangle.
I have four sides, I have four sides.
Two are long, two are long.
Two are short, two are short.

Cindy Circle, Cindy Circle.
Just one line, just one line.
Make it round, make it round.
That is fine, that is fine.

©AAlbanese2012

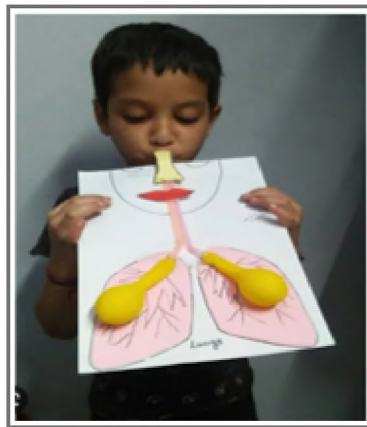






EVS HOLIDAYS HOMEWORK

1. On an A-3 size pastel sheet make any 2 internal organs using balloon, cotton, straws, wool, clay or paper Mache etc. Picture attached for the reference.




2. Identify your family (Nuclear/Joint) and make puppets of members in your family. Pictures attached for the reference.



3. Admire Yourself: Stand in front of the mirror and observe your sense organs. Write the observations on A-4 Sheet

Eyes –Colour, Shape





Ears –Colour, shape

Nose-Shape

Tongue-Taste buds, colour

Skin-Dry, Oily

GK HOLIDAYS HOME WORK

Visit any 2 places (museum/historical places) in Delhi during Summer vacation. Click pictures and make a collage. Write 5 -6 facts related to the same on A 3 sheet.

If you are unable to visit kindly go through the link for virtual visit and write 5-6 facts related to the same.

Few links for your reference.

<https://youtu.be/KEZIHqH0AYo>

<https://youtu.be/NXCmoYUSe24>

<https://youtu.be/vyIVne3puHQ>

Observe and collect various things, items you have seen in the places you have visited during vacation like feathers, shells, twigs, pebbles etc. Collect them in a beautifully decorated box and paste a list of items you have collected. Write the names in English and Hindi.

