




Bal Bharati
PUBLIC SCHOOL

PITAM PURA
HOLIDAY ACTIVITIES 2023-2024
PRESCHOOL



Dear Parents,

We hope the children enjoyed their first spell in school as much as we enjoyed getting to know them. The school is a second home. Hope our children have started feeling at home in school by now. Summer vacations have begun. To keep our little ones indoors in the sweltering heat and to utilize their time with constructive and creative activities, we are sending a few assignments that would help the children get a grasp of the work done in the school.

#Click photos of your ward engaged in these activities and paste them in a scrap book or album and mention a one liner below each photograph. (Any 10 of your choice) (Make an ecofriendly scrapbook at home using newspaper/ old magazines or used photo albums for the same)

#All activities to be done under parental supervision.

For The Parents

- Teach them the importance of daily prayer: Prayer is a powerful tool for children and families to strengthen their relationship with God and with each other. They must thank God for the all things they are blessed with before going to bed. Help your child to recite this prayer each night before going to bed.

**“Now I lay down to sleep,
I thank you God for sending your
angels.
Keeping me safe and those I love,
Thank you for watching us from above.
Amen..”**



- Be a Friend : Play games with your child like – Ludo, Carrom board or scrabble.
- Explore Nature : Take your child for morning walks, count trees, cars, stones, flowers, etc. while going for a walk.
- Sharpen Memory : Put a few things on a tray show the tray to your child for a while and then cover the tray. Ask your child to name the objects which were on the tray. This activity will help enhancing the memory and vocabulary of your child.

- **Children love listening to stories** : Read stories aloud to them regularly. Help and encourage your child to talk about the picture books.



- **Suggested Story Book Series:**

- ✓ Pepper
- ✓ Bubbles

- **Suggested Television Channels and Movies :**

- ✓ Discovery kids, Nick junior, Baby TV, Disney junior
- ✓ Dumbo, Lego, Kid king, The Grind, Jungle Book, Tenali Raman



- **Suggested You-Tube Series :**

- ✓ Peppa Pig
- ✓ Barney
- ✓ Dora the explorer

- **Your child should learn one Hindi poem and one English song** (4-6 lines). You may use You Tube channel to get ideas. She/ He will present these in the class after the school reopens.

CRITICAL THINKING SKILL

Learning Outcomes: The child will be able to:

- ✓ Enhance Thinking Skills.
- ✓ Enhance Listening and Speaking Skills.
- ✓ Add new words to Vocabulary.

Ask ‘What Happened and Why’

For this activity, you only need a family photo album. Sit down with your child and look at some funny photos of the family. Choose photos that have a story behind them and then ask your child, “What happened in this picture and why?”

I’m sure you have some photos of your family that you can make fun of, too. I hope you enjoy some of these preschool critical thinking activities with your little one.

CREATIVE EXPRESSION

Learning Outcomes: The child will be able to:

- ✓ Learn about Color, Shape and Texture.
- ✓ Develop Eye Hand Coordination.
- ✓ Foster Creativity and Imagination.
- ✓ Develop Sense of Accomplishment.
- ✓ Become Independent and Confident.



Guide your ward to make simple toys using paper cups. A few links have been shared for reference.

<https://www.instagram.com/p/Cq247tav5qm/?igshid=YmMyMTA2M2Y=>

<https://www.instagram.com/p/CrteKwkvAsm/?igshid=YmMyMTA2M2Y=>

Come up with some creative and innovative ideas.

PERSONALITY DEVELOPMENT

Encourage your ward to practice these activities

Learning Outcomes: The child will be able to:

- ✓ Learn by doing.
- ✓ Enhance Eye Hand Coordination.
- ✓ Learn Problem Solving Skills.
- ✓ Become Independent and Gain Confidence.
- ❖ Inculcate following **'Life Skills'** in your child to help him / her become independent.
 - Buttoning his / her shirt
 - Packing his / her school bags
 - Tying his / her shoe laces
 - Keeping his / her belongings back in their place
 - Laying the table for dinner
 - Filling the water bottles
 - Dressing and Undressing themselves



❖ Using the **‘Magic Words’**

1. I’m Sorry
2. Excuse Me!
3. Please
4. Thank You



❖ Imbibe **‘Social Skills’** in your child.

- Greeting with a smile when someone comes to the house.
- Conversing freely with visitors, relatives coming over to the house.
- Answering the phone calls with a polite “Hello”, also asking “May I know who is calling?”
- Speaking politely and sharing with friends and relatives.



❖ Encourage them to take care of **“Personal Hygiene”** by inculcating the following habits:

- Brushing teeth twice daily
- Combing hair regularly
- Bathing everyday
- Washing hands before and after meals.



MOTOR SKILLS

Encourage your ward to perform these activities

Learning Outcomes: The child will be able to:

- ✓ Enhance Eye Hand Coordination.
- ✓ Develop Muscle Control and Balancing Skills.
- ✓ Manipulate with the material in the environment.
- ✓ Enhance Fine and Gross Motor Skills.
- ❖ To enhance “**Gross Motor skills**” of your child and engage him in any two of the following:

- Exercise and Yoga
- Swimming
- Dancing
- Swing time
- Cycling
- Free play in the park
- Follow the command – touch your toes, run across the park, hop on one foot, jump forward, take big steps, take small steps etc.



❖ To develop **“Fine Motor Skills”** engage your child in activities like:

- Mashing potatoes
- Playing with Play Dough
- Building Blocks
- Rolling Chapatis
- Zipping and Unzipping
- Buttoning and Unbuttoning
- Opening and Closing the bottle cap / tiffin lid
- Turning pages of a book
- Squeezing bath sponges/lemon
- Watering the plants using spray bottles




BAL BHARATI PUBLIC SCHOOL, PITAM PURA
PRESCHOOL

Skills: Thinking, Eye Hand Coordination, and Fine Motor Skills

Assignment 1

Color the frame and paste a **photograph (Passport Size)** of yourself in the School Uniform.



On THE First Day of My School I WAS



Happy



Sad



Crying



Angry



Worried


COLOUR ANY ONE EXPRESSION

Skills: Creative, Coloring, and Thinking Skills.

Assignment 2

Decorate Your Birthday Cake

Color the candles according to your age



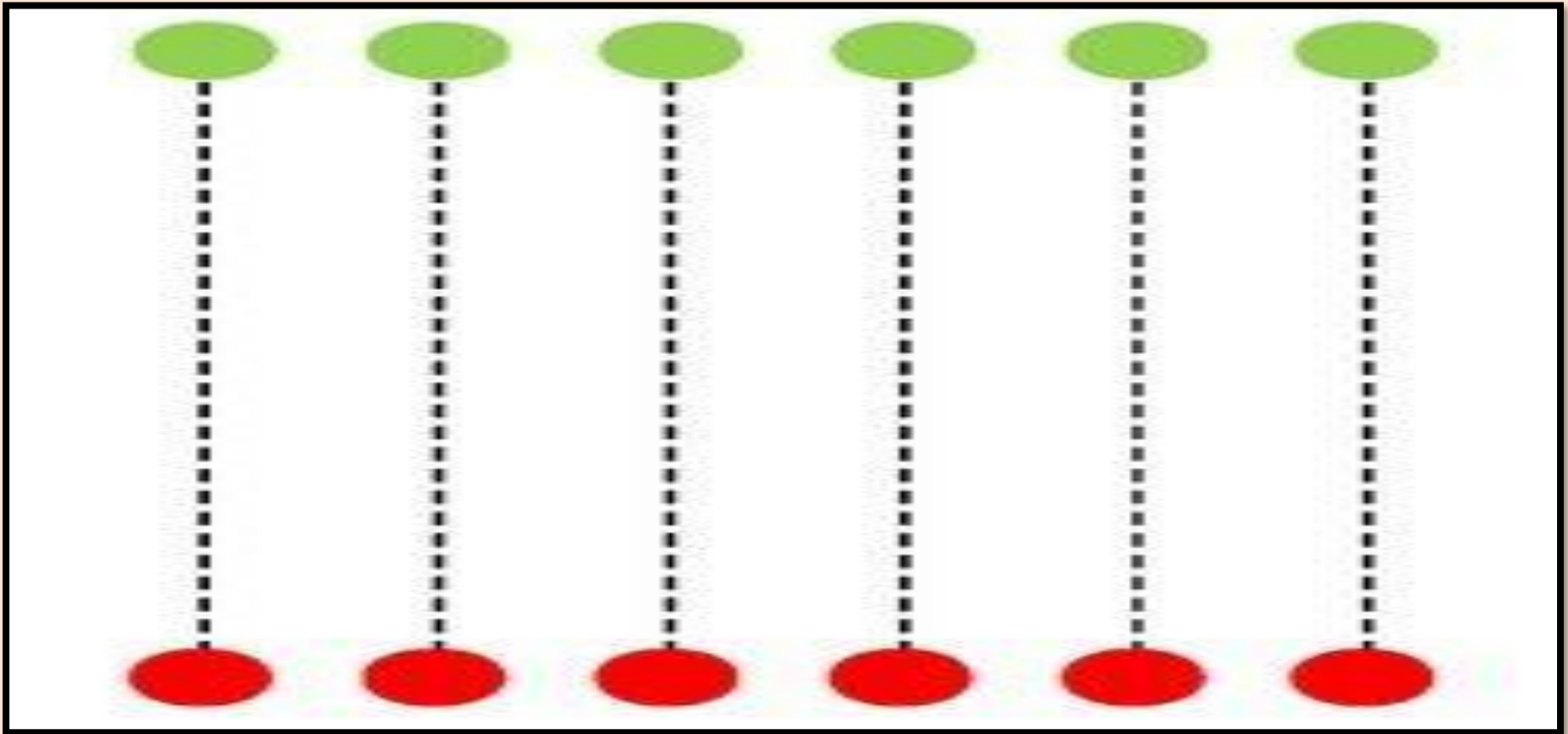
BAL BHARATI PUBLIC SCHOOL, PITAM PURA
PRESCHOOL

Skills: Directionality, and Writing Skills

Assignment 3

Writing Readiness

Trace the dotted lines from top to bottom using a thick crayon



Skills: Directionality, and Writing Skills

Assignment 4

Writing Readiness

Trace the dotted lines from left to right using a thick crayon


The worksheet contains five rows of tracing practice. Each row consists of three parts: a colored illustration of a fruit on the left, a horizontal dotted line with a red arrow pointing to the right in the middle, and a black-and-white outline of the same fruit on the right. The fruits are: 1. Apple, 2. Watermelon slice, 3. Pear, 4. Pineapple, and 5. Plum. The word 'dreamstime.' is faintly visible in the background of the third row.

Skills: Directionality, and Writing Skills

Assignment 5

Writing Readiness

Trace the slanting lines using a thick crayon




BAL BHARATI PUBLIC SCHOOL, PITAM PURA
PRESCHOOL

Skills: Fine motor, Eye hand coordination, and Creative Skills.

Assignment 6

Complete the sun by **paper tearing and pasting**




BAL BHARATI PUBLIC SCHOOL, PITAM PURA
PRESCHOOL

Skills: Coloring, Eye hand coordination, and Creative Skills.

Assignment 7


Colour the image of your school



Skills: Visual perception, Eye hand coordination, and Fine motor Skills.

Assignment 8

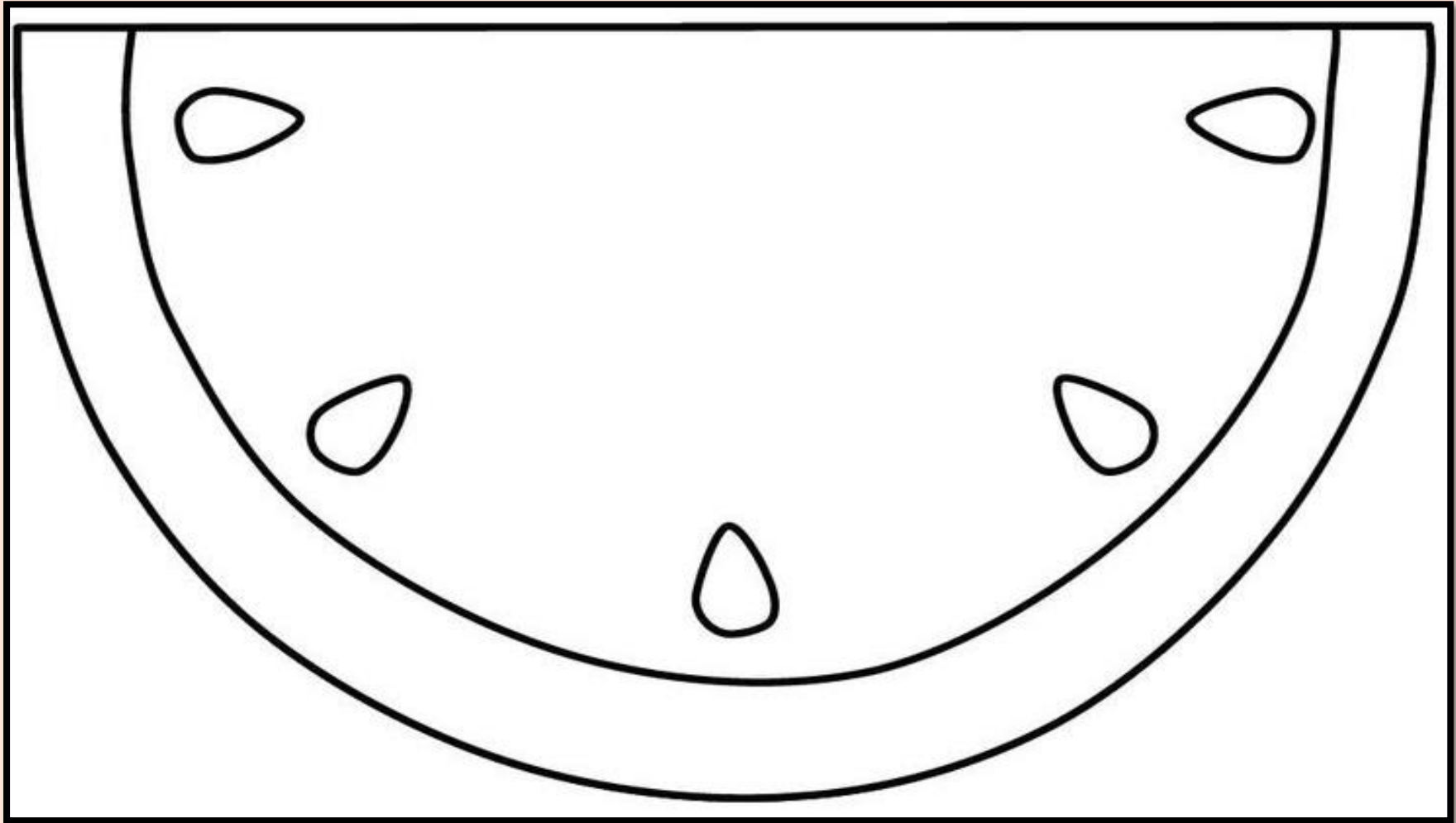
Paste the **bindi's** on the **outline** of the shape



Skills: Visual perception, Eye hand coordination, and Fine motor Skills.

Assignment 9

Paste **different pulses** to complete the slice of watermelon




Skills: Thinking Skills, and Shape recognition


Assignment 10

Pre Number Concepts

Collect dried leaves during nature walk and paste **more** leaves in the **big** circle and **less** leaves in the **small** circle



big circle



small circle

Skills: Visual perception, Number knowledge, and Thinking Skills.

Assignment 11

Picture Reading

Picture read it with your child and ask questions such as

- What do you see in the picture?
- Which is the tallest animal?
- Count the number of children.
- Is the elephant big or small? etc.

