



Bal Bharati
PUBLIC SCHOOL
Pitampura

HOLIDAY HOMEWORK

CLASS IX-(2023-24)

*Amidst the leisurely days of rest,
A chance to learn, to try your best,
To broaden horizons, expand your mind,
To seek out knowledge, new paths to find.*

*In holidays, we find the time,
To explore new subjects, make them rhyme,
To delve into history, science, or art,
To challenge ourselves and make a start.*

*Learning new things can be a joy,
A chance to grow, to be employed,
To find new passions, and explore the unknown,
In holidays, we're free to roam.*

*So, seize the day, and make it count,
Take up a book, or try a new account,
Embark on a journey, with an open heart,
And let the world, its wonders impart.*



Suggested bucket list for you:-

1. **Organize a Book Club**: Start a book club with friends and read books you've always wanted to read but never had time to do so.
2. **Learn a New Skill**: Learn a new skill, such as cooking, coding, photography, or a new language.
3. **Ditch your Gadgets** : Set limits on screen time not just for yourself but for the entire family. Establish a household rule that says gadgets need to be shut off at certain times.
4. **Eat Dinner Together**: Eat at least one meal with your family.



This year's Summer Holiday Homework is designed with an aim to inculcate the spirit of creativity, develop a sense of exploration, and enhance the capabilities of the learners while at home. Thus, the Holiday Homework has the following components:

1. **SEWA** Activity
2. Project on the theme of **G20**.
3. **Ek Bharat Shresth Bharat Project** based on Lakshadweep, Andaman and Nicobar Islands. It also includes compulsory CBSE Social Science Disaster Management Assignment.
4. Revision Assignments.

General Guidelines for the Holiday Homework Project

1. All the components of the Holiday Homework are mandatory.
2. Students are required to create newsletters to compile the Holiday Homework.
 - Create a newsletter each for both the projects- EBSB Project and G20 Project.
 - Give an interesting title to your newsletters.
 - Add **Fun Facts**.
 - Include pictures.
3. The newsletters should be designed aesthetically and creatively indicating the name of the student along with the class, section, and session (2023-24).
4. You may make a collage of photographs to demonstrate a particular point.
5. You may use newspaper clippings.



6. Every week, English and Mathematics Practice Worksheet will be uploaded on the Google Classroom. Please ensure the submission of them is done in the same week on the GC.

Holiday Homework must be uploaded on the Google Classroom. The students can explore and use various digital tools such as **POWERPOINT** and **CANVA** to enhance the presentation of their newsletters. Alternatively, handwritten/ scanned pdfs of the same can be uploaded. Please find attached a sample newsletter and steps to create the newsletters using CANVA and POWERPOINT.

SAMPLE NEWSLETTER

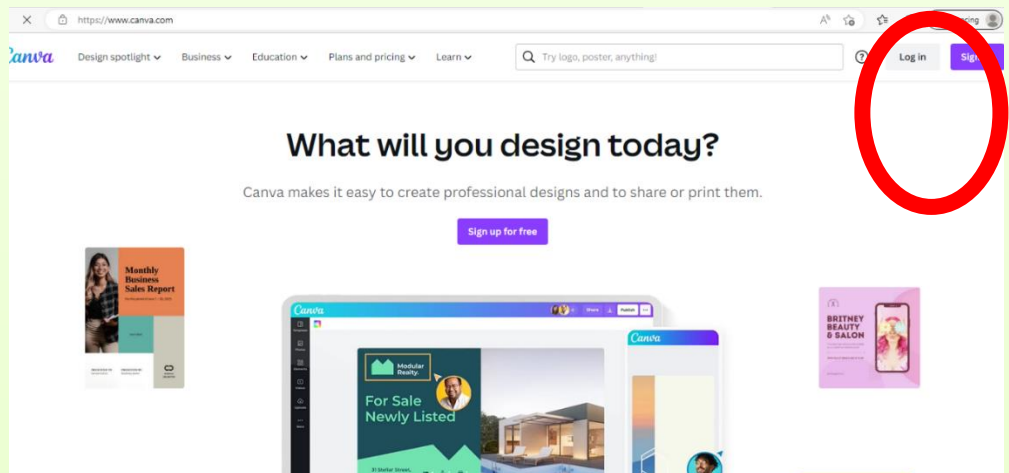


Refer to the following steps to elevate the presentation of the newsletters:

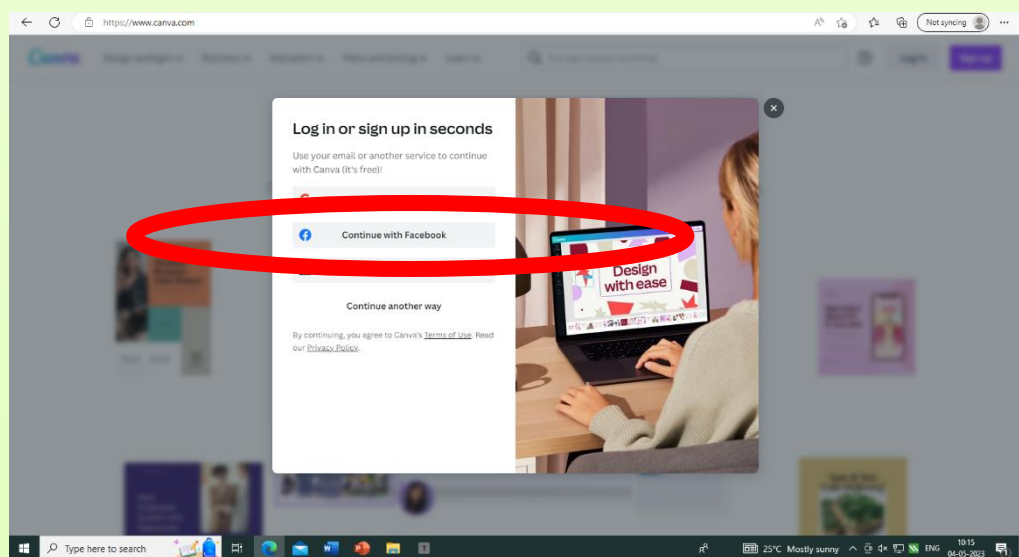


1.CANVA

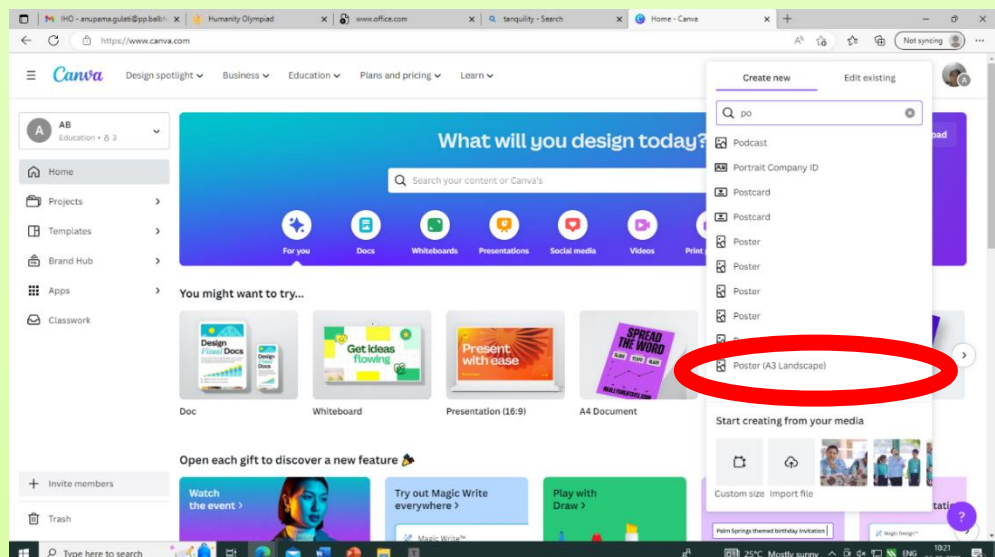
a. LOGIN in using your google account.



b.



c.





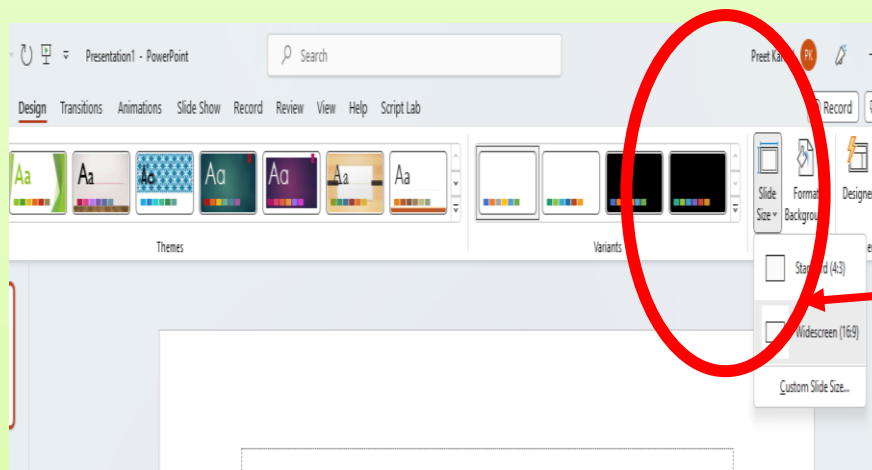
2. POWERPOINT

- a. Convert the slide to Portrait Mode using the following steps:

Click on the **DESIGN** Tab.

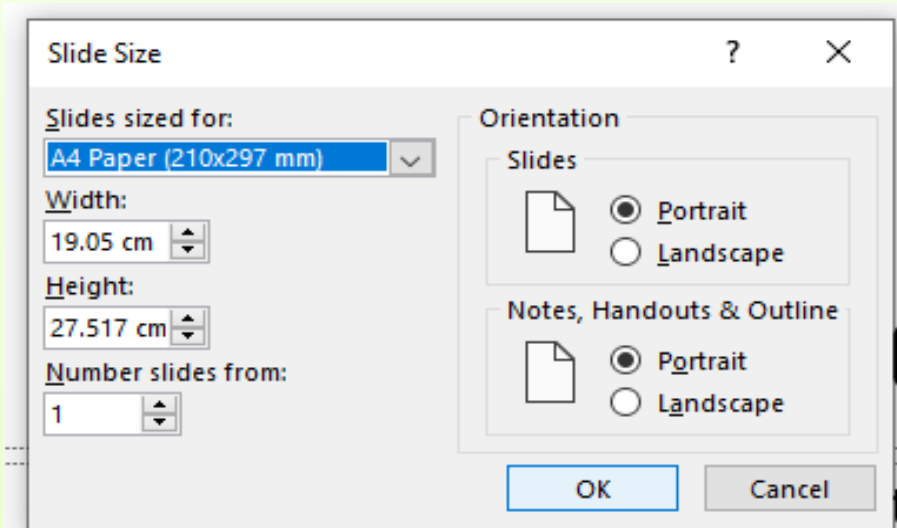


Click on the **Slide Size** Option and further use **Custom Slide Size**.

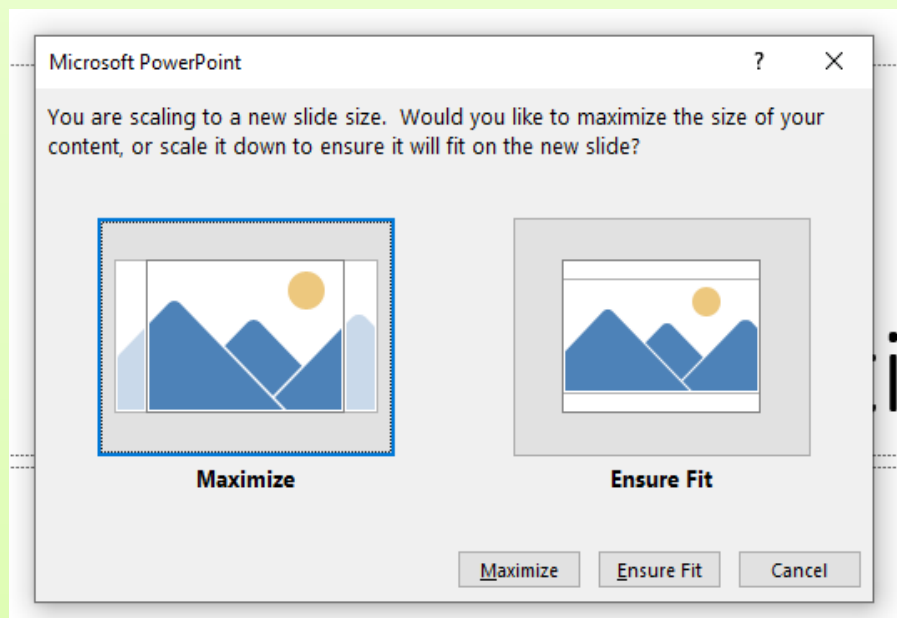




Choose the options as shown in the picture and click OK



In the next dialog box, choose Maximize or click Maximize button.



The slide appears in portrait mode and gives the look of a newsletter page.



CLASS IX (2023-24)
Holiday Homework

SEWA ACTIVITY (Compulsory Activity)

The Sustainable Bottle Garden

Steps:

- Take a plastic bottle, remove its lid and make holes in the bottle as shown in the video.
- Cut the other end of the bottle partially in such a way that it works as a lid.
- Add soil: Add a layer of soil at the bottom of the bottle.
- Add vegetable peel: Add a layer of vegetable peel on top of the soil.
- Repeat: Repeat steps 2 and 3 until you reach the top of the bottle.
- Add biodegradable materials: Collect biodegradable materials such as:
 - a. Fruit and vegetable seeds
 - b. Ends of vegetables (e.g., green beans, onions, celery, zucchini, and lettuce)
 - c. Fruit cores
 - d. Green tops of root vegetables (e.g., carrots, radishes, beets)
 - e. Herb stems (e.g., basil, parsley, mint, cilantro)
 - f. Fruit and vegetable peels, rinds, and skins
(Food waste which takes longer to decompose: Citrus fruits, melon, nut shells, egg shells, banana peel)
- Layer the materials: Layer the biodegradable materials with dry leaves or shredded paper.
- Add water: Add water to the container to keep the compost moist.
- Mix the compost: Mix the compost every few days to help it decompose faster.
- Wait for the compost to be ready: Wait for 10-15 days for the compost to be ready.



Here is a web link for reference that you can use to learn more about creating a mini garden using plastic bottles:

<https://youtu.be/Da4naUZXFic>

Please note: Students are requested to click their pictures while doing the activity.



Bal Bharati PUBLIC SCHOOL Pitampura

EK BHARAT SHRESTHA BHARAT PROJECT: -

This is a CBSE initiative, which aims to celebrate the cultural diversity of India through mutual interaction and reciprocity between the people of different states and union territories. As per the guidelines, Delhi has been paired with Lakshadweep, Andaman and Nicobar Islands. Keeping this in view, the following subject based assignments have been designed enabling students to appreciate the rich heritage and culture as well as the customs and traditions of Lakshadweep, Andaman and Nicobar Islands. The tasks will foster a sense of common identity among the learners. Students have to create a newsletter by including pages of the assignments given below.



<u>SUBJECTS</u>	<u>ASSIGNMENTS</u>
MATHS	<p>Marine world of Andaman and Nicobar Islands is full of fascinating examples of Fibonacci sequence and golden ratio. Explore and create art that reflects the Fibonacci sequence and Golden ratio in marine organisms such as coral and Nautilus.</p> <p>For reference https://clevelanddesign.com/insights/the-nature-of-design-the-fibonacci-sequence-and-the-golden-ratio/ https://www.youtube.com/watch?v=2tv6Ej6JVho&authuser=0</p>
SCIENCE	<p>Environmental Report: Research and write a report on the environmental challenges faced by the people of Delhi, Lakshadweep, and Andaman and Nicobar Islands and devise potential solutions.</p>
ENGLISH	<p>Design a Comic Strip depicting a conversation between a tourist and a local resident of Lakshadweep or Andaman and Nicobar Islands discussing various aspects /tourist attractions of the place.</p> <p style="text-align: center;">OR</p>



Bal Bharati PUBLIC SCHOOL Pitampura

	<p>Design an advertisement to promote tourism in Lakshadweep or Andaman and Nicobar Islands. Make a box ad. You can refer to the box ads given in the newspapers.</p>
SOCIAL SCIENCE	<p>Create advertisements in social interest for Delhi, Lakshadweep, and Andaman and Nicobar Islands on A4 size sheets/ in a digital format using CANVA or any other software. The advertisements must focus on the suggested mitigation measures to be adopted by the people before, during and after the <u>disaster</u> in their region. The advertisements should be supported by relevant illustrations.</p>
FRENCH/ GERMAN/ SANSKRIT	<p>French Écrivez une recette d'un plat célèbre de Lakshwadeep en français et coller une photo du plat.</p> <p>German Klebe die Bilder und schreib ein Rezept für ein berühmtes Essen von Lakshadweep.</p> <p>Sanskrit ॐ सह नावतुसहनौ भुनक्तु। सहवीर्यं करवावहैतेजस्विनावधीतमस्तुमा विद्विषा वहै ॥ ॐ शान्तिः शान्तिः शान्तिः ॥</p> <p>भोजनं जीवनस्य मुख्याधारः अस्ति। अतः अस्मिन् अवकाशकार्ये छात्राः अंडेमान लक्षद्वीपस्य च मुख्य-भोज्य -पदार्थान् चित्वा तेषां संस्कृतनामानि लिखन्तु सम्बन्धित-चित्राणि च आश्लिषं कुर्वन्तु।</p>
HINDI	<p>हिंदी विद्यार्थी अंडमान निकोबार द्वीप समूह और लक्षद्वीप में जाए जाने वाले लोकगीतों अथवा लोक कथाओं का अध्ययन करेंगे। वे उनमें से किसी एक लघु लोक कथा (शब्द सीमा 80 - 100 शब्द) अथवा एक लोकगीत (शब्द सीमा 7 - 8 पंक्ति) को पत्रिका में सुंदर लेख में लिखेंगे तथा उससे संबंधित एक आकर्षक चित्र बनाएँगे।</p>



✚ **G20 PROJECT-** The G20 is a group of the world's largest economies that meet annually to discuss global economic issues. India is a member of the G20, along with 19 other countries. The G20 summits cover a wide range of topics, including global economic growth, trade, investment, financial stability, climate change, and sustainable development.



The year 2023 is a monumental year as India has assumed the Presidency of the prestigious G 20 group of countries and has chosen the theme of '**Vasudhaivakutumbakam**'- **One Earth, One Family, One Future.**

To enable students to have a better understanding of India's G20 Presidency, the following subject based tasks have been designed, which involve research, clarity, and demonstration of understanding of sustainable energy innovations, financial planning, and the G-20's efforts to promote sustainable development.

<u>SUBJECTS</u>	<u>ASSIGNMENTS</u>
MATHS	<p>Collect data about the expenditure on health and education sectors of the members of G-20 as a percentage of their GDP during the period 2020-21 and present it in a tabular form.</p> <p>On the basis of the data collected, analyse, if in future you have your own startup globally in the field of education or health sector, which two countries will you prefer and why?</p>
SCIENCE	<p>1. Choose one of the following sustainable energy innovations to research on:</p> <ul style="list-style-type: none">• Solar Panels• Wind Turbines• Biofuels



Bal Bharati PUBLIC SCHOOL Pitampura

- Electric Vehicles.

2. Research on the science behind the innovation, its production, and its potential for widespread use.

3. Estimate the cost of production and the potential for market growth.

4. Research on G-20's efforts to promote sustainable energy, such as through the Paris Agreement or Mission Innovation.

5. Research on the financial planning strategies to support the use and production of the innovation, such as government incentives for sustainable energy, financing renewable energy projects, and investing in renewable energy companies.

6. Write a short report that discusses your findings, including G-20's efforts to promote sustainable energy, the financial benefits and challenges of your chosen sustainable energy innovation, and how financial planning can support sustainable energy use.

ENGLISH

Design a poster/ write a slogan on one of the following themes of G20.

- International Financial Stability
- Sustainable Development
- Lifestyle for Environment
- *Vasudhaivakutumbakam- One Earth ,One Family, One Future*



SOCIAL SCIENCE

You are the CEO of a start-up in India and decide to expand it in one of the G20 countries. Before taking the final decision, you plan to compare the taxation systems of both the countries.

Task-Students must compare the tax systems of two G20 countries and examine how they differ in terms of income tax rates, sales tax rates, and other forms of taxation. Also, research on the pros and cons of

each system and evaluate which one they think is more effective at generating revenue for the government while also being fair to the tax payers.

**GERMAN/
FRENCH/SANSKRIT**

SANSKRIT

अयं निजः परो वेति गणना लघुचेतसाम्।
उदारचरितानां तु वसुधैव कुटुम्बकम्॥

यह मेरा है, वह पराया है, ऐसे छोटे विचार के व्यक्ति करते हैं।
उच्च चरित्र वाले लोग समस्त संसार को ही परिवार मानते हैं॥

English translation:

This is mine, that is his, say the small minded,
The wise believe that the entire world is a family.

“वसुधैव कुटुम्बकम्” इस विषय को आधार बनाकर एक सुंदर चित्र बनाकर या चिपकाकर संस्कृत में 5 पंक्तियाँ लिखिए।

GERMAN

Poster machen

Topic (kaufNurWas Du Brauchst) Heading

(An initiative from Bundesministerium für Ernährung, Deutschland

1. Give the heading as given here and the poster should have short slogans describing the importance of 'sustainability' and protection of the environment.
2. Write four or five slogans.
3. Language- German



Bal Bharati PUBLIC SCHOOL Pitampura

4. Add pictures to the slogan.
5. You can write in bubbles as (Nachhaltigkeit, umweltschützen, weniger CO2...)

FRENCH

Création d'affiches : Créez une affiche qui met en valeur le thème de l'Inde 'Vasudhaiva Kutumbakam' ou 'Une Terre, Une Famille, Un Avenir' et comment il se rapporte aux défis mondiaux du changement climatique. Utilisez des images, des symboles et des slogans pour transmettre votre message.

HINDI

हिंदी -
विश्व की अर्थव्यवस्था में सुधार हेतु खाद्य सुरक्षा कार्यक्रम एक बड़ी चुनौती है। स्वस्थ आहार बच्चों का अधिकार है। खाद्य असुरक्षा के कारणों, समाधान, कुपोषण आदि को आधार बनाकर दो मित्रों (भारतीय व दक्षिण अफ्रीका) के बीच संवाद लिखिए।