




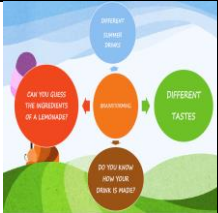


BAL BHARATI PUBLIC SCHOOL, PITAMPURA

SYLLABUS 2022-23

MONTH NO. OF TEACHING DAYS	SUBJECT CONTENT	LEARNING OUTCOMES	FLIPPED CONTENT	INDEPENDENT LEARNING	INTEGRATION OF LEARNING	TOOLS AND TECHNOLOGY	ACTIVITIES/ ASSIGNMENTS	ASSESSMENT
ENGLISH APRIL 18	Topic ● Revisiting Class 1 ● “Rinsy Packs the Picnic Basket.” ● Nouns ● Fun Reading : “The Bear and Golu Molu” Sub Topic ● Reading and Comprehension of	Each student will be able: <ul style="list-style-type: none"> ● to answer 2-3 questions related to the story. ● to tell/name the characters in the story. ● to read with correct pronunciation and fluency. ● to identify and differentiate 	Newspaper Activity (The students will watch the video module and e-lesson based on Introduction to Common and Proper Nouns. They will bring cut outs of common and proper nouns in the classroom. The topic	<ul style="list-style-type: none"> ● Print material (newspaper/ magazines) – for Flipped learning task  <ul style="list-style-type: none"> ● Creative Worksheets- For independent learning 	<ul style="list-style-type: none"> ● Based on their understanding of common and proper nouns, the students will engage in interactive worksheets. ● “If I had wings” (poem) – identifying common 	<ul style="list-style-type: none"> ● Knowing each other: Knowing each other through “Myself” - EVS integrated 	<ul style="list-style-type: none"> ● Questions: <ol style="list-style-type: none"> 1. Analyse: What is a list? 2. Apply: Make a list of stationery items you bring to school 3. Evaluate: Why do you make a list? How is it helpful? 4. Creative: Imagine your school is taking you to a picnic. 	<ul style="list-style-type: none"> ● Text based MCQ revision ● Spell Check

	<p>the text (10)</p> <ul style="list-style-type: none"> Common and Proper Nouns (08) <p>TEACHING POINTS:</p> <ul style="list-style-type: none"> Reading Comprehension Identification, application and usage of Common and Proper Nouns Critical Thinking Questions Vocabulary Exercises New words 	<p>between common and proper nouns.</p>	<p>will then be discussed along with the newspaper cut-out segregation activity.)</p> 	<ul style="list-style-type: none"> Flash Cards – for revision of naming words <p>YouTube video lesson- for common and proper nouns , Flipped Learning</p>	<p>and proper nouns in the poem.</p>  <ul style="list-style-type: none"> Listening and Speaking Activity: Listen to the audio and order the breakfast. (Ordering breakfast-situational use of language) 	<p>Make a list of items that you will carry on your school picnic.</p> 	
--	--	---	---	--	---	--	--

	Value Activity: Helping at Home							
MAY 9	TOPIC <ul style="list-style-type: none"> Punctuation Common and Proper Nouns Cornerstone – Pg 15-20 Fun Reading: “The Selfish Dog” SUBTOPIC <ul style="list-style-type: none"> Use of Capital letters, full stop. (5) 	Each student will be able to: <ul style="list-style-type: none"> punctuate the sentences using capital letters, question marks and full stops wherever required. use proper and common nouns in sentences. 	 <p>Brainstorming about Lemonade making. Video module will be shown. Students will identify the names of ingredients (naming words) from the given set of words.</p>	<ul style="list-style-type: none"> Flash Cards Creative Worksheets – for revision and independent task YouTube video lessons Interactive Punctuation Game: https://wordwall.net/resource/4677889/punctuation- 	<ul style="list-style-type: none"> Group activity: Knowing your friends. Finding nouns from the story. 	<ul style="list-style-type: none"> Lemonade making: (Measuring ingredients- Maths; Finding names of the ingredients in Hindi and English, EVS-hydration during summers and need of water in the body) https://youtu.be/IWk9vCKOpxs 	<ul style="list-style-type: none"> Questions: <ol style="list-style-type: none"> Analyse: Why do we need punctuation marks? Evaluate: Compare reading sentences with and without punctuation marks. Application : unjumble the sentences and use appropriate punctuation marks 	<ul style="list-style-type: none"> MCQ based revision of common and proper nouns. Revision worksheet based on use of Punctuations.

- Revision of common and proper nouns (4)

TEACHING POINTS

- Usage of Capital letters in proper nouns, beginning of the sentence.
- Identifying use of full stop.

Gender Activity:

Listing Responsibilities that you share at home, followed by



- Art Integration- Drawing a Picnic Scene using Worli Art (also integrated with shapes in Maths)



4. Creative: Punctuation town: Imagine punctuation marks come alive and talk amongst themselves





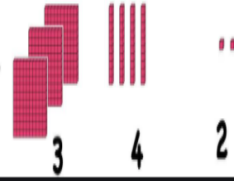


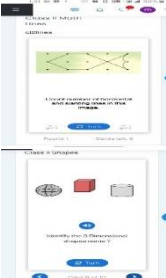
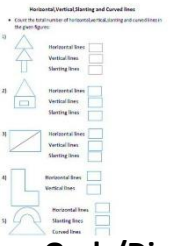

(e-resource : <https://www.youtube.com/watch?v=y-EgQytgHC0>)




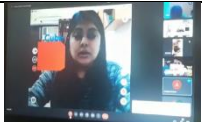

	critical questioning in the class.							
--	--	--	--	--	--	--	--	--

Month No. of Teaching Days	Subject Content & No. of Periods/Cl asses	Learning Outcomes	Flipped Content	Tools and Technolog y	Independent Learning	Integration of Learning	Assignment	Assessment
HINDI अप्रैल 18	विषय पुनराभ्यास उपविषय वर्ण मात्राएँ वाक्य लेखन व्याकरणिक इकाइयाँ कक्षा अवधि 8 शिक्षार्थी पृष्ठ(5-18) विषय कविता हुआ सवेरा कक्षा अवधि 5 शिक्षण बिंदु	*प्रत्येक विद्यार्थी पूर्व ज्ञान, व्याकरणिक इकाइयों पर आधारित अभ्यास के तीन में से कम से कम दो प्रश्न स्वयं करने में सक्षम होगा । * प्रत्येक विद्यार्थी कविता की चर्चा के अंतर्गत प्रातः काल के विषय में दो वाक्य बोलने में तथा चित्र चिपकाने में सक्षम होगा।	*प्रातः काल का अनुभव- सूर्य उदय देखकर प्रातः आसमान का दृश्य देखना। * सवेरा से संबंधित वीडियो मॉड्यूल देखेंगे । *प्रातः काल से संबंधित चित्र एकत्रित करेंगे ।	अभ्यास कार्य पत्रिकाएँ अन्य सहायक पाठ सामग्री जैसे बाल कविता, प्रश्नावली यू-ट्यूब लिंक फ्लैशकार्ड	कक्षा में सूर्योदय के बारे में बताना प्रातः काल के कार्यों के चित्र ढूँढना तथा कोलाज बनाना विद्यार्थी प्रश्नों के उत्तर सोचेंगे? क) भाग रहा सूरज का घोड़ा 'पता लगाओ क्यों कहा गया है? ख) मोती के दाने किसे कहा गया है? वह क्यों सिमटने लगे हैं?	कविता में आए मुख्य शब्द जैसे पंछी, सूरज, कलियों का अभिनय करना । सम्बंधित फ्लैश कार्ड पंछी, कलियाँ से सम्बंधित वाक्य बोलना । 'सवेरा' पर आधारित गीत गायन	चित्र पूरा करना दिए गए चित्र में रंग भरना। प्रातः काल के कार्यों के चित्र पहचानना, चिपकाना।	कविता कंठस्थ कर सुनाना







<p>मई</p> <p>9</p>	<p>प्रकृति प्रेम ,स्वस्थ जीवन शैली (प्रातः काल के कार्य)</p> <p>विषय चिड़िया और हाथी (कहानी)</p> <p>उपविषय. नए शब्द ,अभ्यास कार्य कक्षा अवधि 5</p> <p>शिक्षण बिंदु जीवन मूल्य - मित्रता सहायता</p> <p>व्याकरण विषय संयुक्त व्यंजन</p> <p>कक्षा अवधि 4</p>	<p>*प्रत्येक विद्यार्थी सस्वर पठन-पाठन करते हुए पाठ में निहित किन्ही पाँच नए शब्दों का अर्थ ग्रहण करने में सक्षम होगा।</p> <p>* प्रत्येक विद्यार्थी मित्रता तथा सहायता का भाव समझते हुए संबंधित पाठ के तीन प्रश्नों के उत्तर देने में सक्षम होगा।</p> <p>* प्रत्येक विद्यार्थी संयुक्त व्यंजन से दो शब्द बोलने तथा लिखने में सक्षम होगा।</p>	<p>अपने वातावरण में पशु पक्षी की बोलियाँ पहचानना, ढूँढना।</p> <p>*मित्रता से संबंधित अन्य कहानी मॉड्यूल देखना।</p>	<p>अन्य पाठ सामग्री से सामान विषय पर अन्य कहानी ।</p> <p>यू-ट्यूब वीडियो - कहानी सम्बंधित मॉड्यूल</p>	<p>कक्षा में पशु-पक्षियों की आवाज़ की नक़ल करना।</p> <p>मित्रता से सम्बंधित कहानी देखना ,चर्चा</p> <p>अपने प्रिय मित्र पर कुछ वाक्य लिखना।</p> <p>कहानी चिड़िया और हाथी पढ़कर ,उसमें से संयुक्त व्यंजन शब्द की पहचान करना तथा शब्द को रेखांकित करना।</p>	<p>कहानी का अभिनय मित्रता से सम्बंधित अन्य कहानी सुनाना ।</p> <p>अपने मित्र के लिए एक धन्यवाद कार्ड बनाना।</p>	<p>कहानी सुनाना</p> <p>पशु-पक्षी की आवाज़ पहचानना ,</p> <p>आवाज़ की नक़ल करना।</p> <p>अपने मित्र के लिए एक धन्यवाद कार्ड बनाना।</p>	<p>श्रुतलेखन</p> <p>अभ्यास पत्रिका</p>
---------------------------	---	--	--	---	--	--	---	--




MONTH NO. OF TEACHING DAYS	SUBJECT CONTENT (No. of periods/ classes)	LEARNING OUTCOMES	FLIPPED CONTENT	INDEPENDENT LEARNING	INTEGRATION OF LEARNING	TOOLS AND TECHNOLOGY	ACTIVITIES/ ASSIGNMENTS	ASSESSMENT
MATHS APRIL 18	<u>Revisiting Class 1 (Page 1 to 8)</u> <u>No. of periods- 6</u> <u>Chapter-2 Shapes (Page 9 to 12)</u> <u>No. of periods- 6</u> <ul style="list-style-type: none"> Curved Lines and Straight Lines Open and Curved Figures Identification of 2D shapes <u>Numbers</u> <u>No. of periods- 6</u>	Each child will be able to <ul style="list-style-type: none"> recall the concepts taught in Class I. identify 2D shapes on the basis of number of sides, corners, straight and curved lines. read and write numbers upto 500 and writes number names upto 100. 	<ul style="list-style-type: none"> Arrow cards Activity and show the expanded form of a number. Ganit mala The children will locate the given numbers on ganit mala wherein, they will also observe the groups of tens and ones.	<ul style="list-style-type: none"> Exploring curved and straight lines.  <ul style="list-style-type: none"> Board Game – Snakes and Ladders with a Twist – Play for Fun (Wellness Activity) 	<ul style="list-style-type: none"> Tangram Activity- Shapes  <ul style="list-style-type: none"> Creativity and Beyond Page – 11 	INSTRUCTIONAL TOOLS: <ul style="list-style-type: none"> ✓ <u>Demo and Hands – on Experience</u> ✓ <u>Concepts of numbers upto 100 & place value of 2digit numbers)</u> <ul style="list-style-type: none"> Arrow cards Base Ten Blocks Ganit Mala Solid Shapes Origami Sheet (Shapes) ✓ Connected Class Modules and YouTube Links on Plasma.(2D Shapes) VIRTUAL TOOLS: <ul style="list-style-type: none"> ✓ <u>Demo by Teacher</u> 	<ul style="list-style-type: none"> Revision Worksheets Formation of Numbers Using Base Ten Blocks.  <ul style="list-style-type: none"> Simon says game - for different types of Lines. Arrow Card Activity- Expanded Form 	<ul style="list-style-type: none"> Google Forms Online Quizzes Worksheets Orals/Discussions    

	<ul style="list-style-type: none"> Counting upto 500 Reading and writing of Number Names Upto 100. 		<ul style="list-style-type: none"> Making of groups of tens with ice-cream sticks Base Ten Blocks. This will help understanding the place value of larger numbers. Tracing solid shapes and observing the 2-D shapes on tracing. 			<ul style="list-style-type: none"> Arrow cards(number concepts & place value) Base Ten Blocks(place value) Ganit Mala Solid Shapes(real objects) Paper Folding ✓ <u>Game-based Learning Platforms (numbers upto 100 & place value of 2digit numbers)</u> <ul style="list-style-type: none"> Kahoot Wordwall Mentimeter Quizzes ✓ Connected Class Modules and YouTube Links (numbers upto 100) 	<ul style="list-style-type: none"> Wall Hanging Making Activity-Shapes Online Quizzes for Number sense and 2D shapes. 	
MAY 09	<u>Chapter-2 Shapes (Page 13 to 19)</u> <u>No. of periods- 3</u>	Each child will be able to <ul style="list-style-type: none"> identify the basic 3D shapes such as cube, 	<ul style="list-style-type: none"> Clay moulding : Making 3-D shapes 	<ul style="list-style-type: none"> Clay Moulding Activity- 3 D shapes 	<ul style="list-style-type: none"> Role Play – 3D shapes <p>Each solid shape (cube, cuboid, sphere, cylinder,</p>	INSTRUCTIONAL TOOLS: ✓ <u>Demo and Hands – on Experience</u>	<ul style="list-style-type: none"> Augmented Reality (Tutar app) 	<u>Guiding Questions</u> <ul style="list-style-type: none"> What are some basic shapes?




<ul style="list-style-type: none"> • Identification and properties of 3D shapes <p><u>Chapter-3</u> Place Value (Page – 20 to 27) <u>No. of periods- 4</u></p> <ul style="list-style-type: none"> • Place Value of 2-digit Number • Expanded Form <p><u>Chapter 4</u> Numbers Upto 1000 (Page – 28 to 33) <u>No. of periods- 4</u></p>	<ul style="list-style-type: none"> • cuboid, etc. by their names in terms of their physical properties. • decompose a number into groups of tens and ones. • identify and show the place value of a 2-digit number. • read and write numbers upto 1000 • show the expanded form of a 2 and 3-digit number 	<ul style="list-style-type: none"> • using clay. • Abacus: Placing beads in the respective place value rod and represent a given number. • Play Money: Making groups of tens and ones to show a given amount using play money. • Bead Box 	 <ul style="list-style-type: none"> • <u>Shapes exploration (Flipped learning)</u> Identify shapes from the surroundings as their world is full of shapes. Understanding shapes will enable students to be more in tune to the world around them and see the connections between objects, as well as being better able to 	<p>cone) will be the main characters who will boost themselves and tell their properties. This activity will help children strengthen the concept.</p>	<ul style="list-style-type: none"> • Solid Shapes/Real Objects/Clay • Clay <p>✓ Connected Class Modules and YouTube Links on Plasma.3D Shapes)</p> <p>VIRTUAL TOOLS:</p> <p>✓ <u>Demo by Teacher</u></p> <ul style="list-style-type: none"> • Solid Shapes/Real Objects/Clay • <u>Game-based Learning Platforms (3D shapes & place value of 3 digit numbers)</u> • Wordwall • Mentimeter • Quizzes <p>Connected Class Modules and YouTube Links(3 D Shapes & place value of 3 digit numbers)</p>	 <ul style="list-style-type: none"> • Online Quizzes for assessing 3D shapes. • Word Wheel Online game • Shape story (<u>Wellness Activity</u>) The Grumpy Tree - Fables by SHAPES - A Folktale from India https://www.youtube.com/watch?v=AP6ql2P1CCQ  <p>And discussion on the same will take place in the class.</p>	 <p>incorporate a knowledge of shapes into his/her life? Give a short presentation through a short video. Upload it on Flipgrid.</p>  <p>Worksheets</p>
---	--	---	--	--	--	--	--

				appreciate artistic works.				<div>• Orals/Discus sions/Virtual Games</div> <div><div>0:24</div><div><div></div><div>✓</div><div>149</div></div><div><div></div><div></div><div></div></div><div><div>5 of 15</div><div></div><div></div></div></div>
--	--	--	--	----------------------------------	--	--	--	---

MONTH NO. OF TEACHING DAYS	SUBJECT CONTENT AND NUMBER OF PERIODS AND CLASSES	LEARNING OUTCOMES	FLIPPED CONTENT	TOOLS/ TECHNOLOGY	INDEPENDENT LEARNING	INTEGRATION OF LEARNING	ASSIGNMENT	ASSESSMENT
EVS APRIL 18	TOPIC Myself SUBTOPIC 10 lines on myself (5 periods) TEACHING POINT self-awareness	Each student will be able to: <ul style="list-style-type: none"> • learn and recite a poem related to myself. • speak and write 7-8 lines about myself. 	The student will make an I-card at home and introduce him/her self in 7 /8 lines.	Textbook  You tube video related to myself.		Making of a flip book (ALL ABOUT ME HANDS ON ACTIVITY) 	Self-awareness questionnaire will be given. <ul style="list-style-type: none"> • What am I good at? • What am I bad at? • What makes me tired? 	A revision worksheet related to topics covered in the chapter. 
	TOPIC Human Body SUB TOPICS Functions of Body Parts (10 period) Functions of sense Organs Growing older	Each student will be able to: <ul style="list-style-type: none"> - • perform simple activities like squat, bend, kneel etc using different body parts • observe, smell, taste, feel, hear 	Different body parts and their functions will be discussed using real life objects	Textbook, Flash cards,  Word Wall (wheel game) YouTube videos related to growing	<ul style="list-style-type: none"> • Game related to body parts will be played. • Identification of the five sense organs by tasting and feeling real life objects. 	ART INTEGRATION <ul style="list-style-type: none"> • Sensory organs activity. (Drawing/pasting of five sense organs depicting their functions.) • Learning and singing a poem related to growing older. 	MCQ questions related to human body. Q1. Which body part helps us to move our head side to side. <ol style="list-style-type: none"> Neck Hand Knee legs Q2. Which is the largest sense organ of body?	A revision worksheet related to topics covered in the chapter. 

	TEACHING POINT Health and self-awareness	using different senses.		older, body parts and sense organs.			a. Nose b. Tongue c. Skin d. eyes	
MAY 9	TOPIC MY family SUBTOPIC Nuclear and joint Family How we are related Helping one another (6 period) TEACHING POINT Importance of family.	Each student will be able to: <ul style="list-style-type: none"> • observe, explore their home and family for the people whom they live with, what work they do and their relations. • Describe roles of family members, family influences (traits/features /habits /practices), need for living together, through oral/ written/other ways. • learn about the nuclear and joint family. 	<ul style="list-style-type: none"> • A story narration explaining the importance of family. • Learn and record a video with your family members while singing the family song. Link for the song: https://youtube.com/watch?v=foptl0BeXnY&feature=share • Different relations will be explained with the help of finger puppets. 	Textbook, stick puppets of different family members.  connected module of my family, You tube link related to “my family”	Introduce your family members in the form of a video. (JOYFUL LEARNING) Dress up and enact like any one of the family members in class.	<ul style="list-style-type: none"> • Family Tree  • Students will make a photo frame and paste a family photograph in it. 	One-word answers related to MY FAMILY Q1. Why do we need a family? Q2. How much time do you spend with your family?	A revision worksheet related to topics covered in the chapter.  Oral probing questions will be asked during the lesson.



	<p>TOPIC Food We Eat</p> <p>SUBTOPIC Types of food</p> <p>Different Meals</p> <p>Good Food Habits</p> <p>(3 periods)</p> <p>TEACHING POINT Health awareness activity</p>	<p>Each student will be able to:</p> <ul style="list-style-type: none"> • learn about the different foods like energy giving, body building and protective food. • Tell about various sources of food. • List the names of different meals we have in a day. • Apply Good Food Habits in their daily life. 	<ul style="list-style-type: none"> • Good eating habits will be discussed with the help of flash cards.  <ul style="list-style-type: none"> • The chapter will be read and simultaneously explained to the students. 	<p>Textbook, Real life objects</p> 	<ul style="list-style-type: none"> • Students will observe various food items in kitchen like spices, vegetables and fruits and discuss in class. 	<ul style="list-style-type: none"> • Making a collage depicting healthy and unhealthy food. On A-4 Sheet. (ART INTEGRATION) 	<p>Q1. How would you describe your diet?</p> <p>Q2. What does a healthy diet look like to you?</p>	<p>QUIZ will be held by the end of the lesson.</p>
--	---	--	---	---	--	--	--	--