

BAL BHARATI PUBLIC SCHOOL, PITAM PURA
HOLIDAY HOMEWORK 2022-23
PRESCHOOL



Dear Parents

Summer holidays are here again. Holidays are wonderful they mean more family time, relaxing, reaching out to friends and relatives. We hope and wish that you and your kids enjoy the vacation time and learn through their surroundings and experiences. All you need to do is spend half an hour each day to keep your child engaged and active. Here are few interesting activities for you and your child to work on together **day wise** during the month of **June** to help them explore nature, become independent, develop skills and inculcate responsibilities and above all bond together.

- ❖ Calendar for the **month of June** with list of activities to be done is attached.
- ❖ Give step wise instructions to your child in **English** while carrying out activities with him/her.
- ❖ It should be the **child's work**. Parents should only help and guide.
- ❖ Use a **scrap book** for art and craft activities.
- ❖ The **worksheets** are to be sent in a folder.
- ❖ Click **photographs** of your ward doing the activities and make an **attractive album**.
- ❖



School holiday rules for children:

You may watch TV for half an hour - as long as all of these jobs have been done before you turn on the screen.

Have you:

- ✓ Made your bed
- ✓ Brushed your teeth
- ✓ Had a bath
- ✓ Dressed
- ✓ Brushed your hair
- ✓ Had breakfast
- ✓ 10 minutes of reading
- ✓ 5 minutes of coloring
- ✓ Played outside for 15 minutes
- ✓ Made or built something creative- blocks, craft, sand etc.
- ✓ Cleaned up
- ✓ Helped someone in the family (ask if there is a job you can do, if you can't think of something yourself)
 - ❖ Now you may watch TV for half an hour!!!!!!

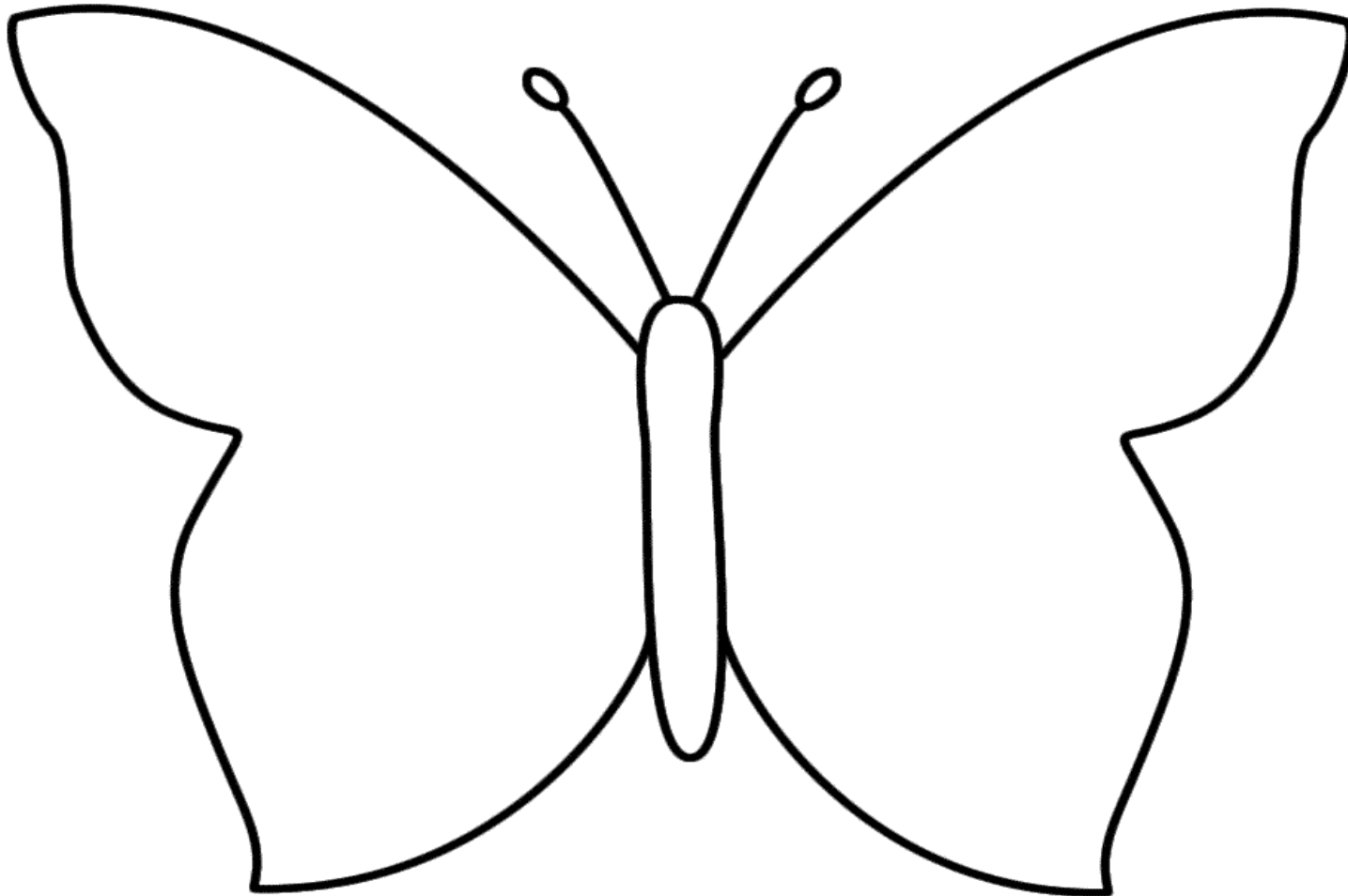
JUNE 2022

SUNDAY	MONDAY	TUESDAY	WEDNESDAY	THURSDAY	FRIDAY	SATURDAY
			1 Develop Fine Motor skills Mash boiled potatoes/ roll chapattis, play and build with blocks	2 Art Activities and Experiences Vegetable Printing Complete Assignment 1 Worksheet attached	3 Go on a Color Hunt Collect four picture cut-outs or 3D objects that are red, blue and yellow in color. Put them in a box.	4 Family time Be a friend to your child play games like snakes and ladders, carrom board etc.
5	6 Nature Walk Go for a walk. Collect leaves in different sizes. Arrange them in sequence from smallest to biggest and paste them in the scrap book.	7 Develop fine motor skills Straight Lines Complete Assignment 2. Worksheet attached	8 Let's Discover Water fun activity- find out what floats and what sinks in water.	9 Craft Activity and Experiences Do It Yourself Make a musical instrument using tin can, balloon, sticks and beads. https://in.pinterest.com/pin/35888128272301664/	10 Develop fine motor skills Straight Lines Complete Assignment 3. Worksheet attached	11 Party time Celebrate a mango party at home. Eat a variety of mangoes. Try remembering their names. Click some party photos and paste them in the scrap book.
12	13 Develop fine motor skills Slanting Lines Complete Assignment 4. Worksheet attached	14 Sensory and Messy play Play with sponges and water and learn about absorption.	15 Art and Craft Activity and Experiences Paper Tearing and Pasting Complete Assignment 5. Worksheet attached	16 Let's Discover Freeze colorful ice cubes using roohafzaa, khus syrup and orange squash in an ice tray. Enjoy them before they melt.	17 Creative Activity and Experiences Paper scrunching and Printing Complete Assignment 6. Worksheet attached	18 Develop Social Skills. Party at home! Celebrate ice cream party at home with your friends. Click pictures and paste them in an album.
19	 20 Art Activities and Experiences Eye Hand Coordination Complete Assignment 7. Worksheet attached	21 Yoga Day Let's rejuvenate our body with different yoga poses. Learn a few yoga poses with your family. Click and paste pictures in an album.	22 Family Photo Day Take photos while you go for a walk. Paste them in an album.	23 Develop Gross Motor Skills Straight lines, slanting lines and zig zag lines can be drawn or taped on the floor. Try walking and follow the path.	24 Go Green Plant a sapling. Nurture it Water the plant using spray bottle. Bring the potted plant to school.	25 Family Time Make a call to your grandparents/ cousins and ask for their well-being.
26	27 Develop Speaking Skills Go over simple songs and nursery rhymes from the English and Hindi rhyme books.	28 Fine Motor and Independent Skills Squeeze a lemon. Add sugar and salt make your own glass of lemon water.	29 Develop Gross Motor Skills Get up and get moving Walk on tip toes, walk on your heels, run fast just for 20 seconds each.	30 Art Activities and Experiences Collect pictures of the things we use to keep ourselves clean. Paste them in a scrap book.		

Make a colourful butterfly by doing vegetable printing


Butterfly Butterfly!!

Flutterby Flutterby!!




Writing Readiness

Trace the dotted lines from top to bottom using a thick crayon.



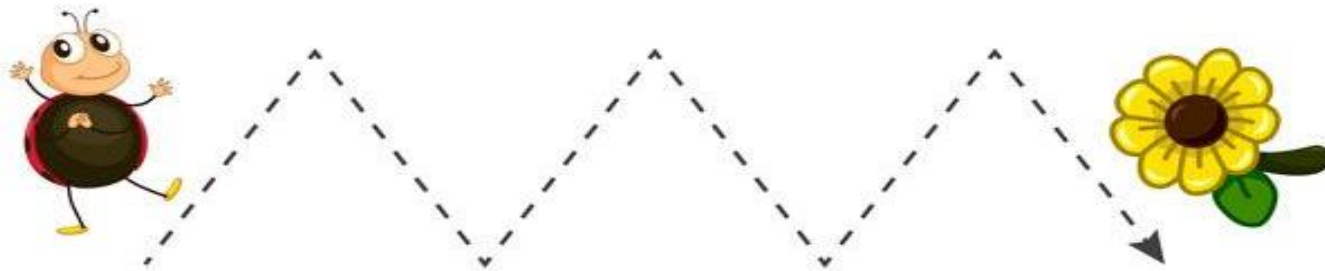
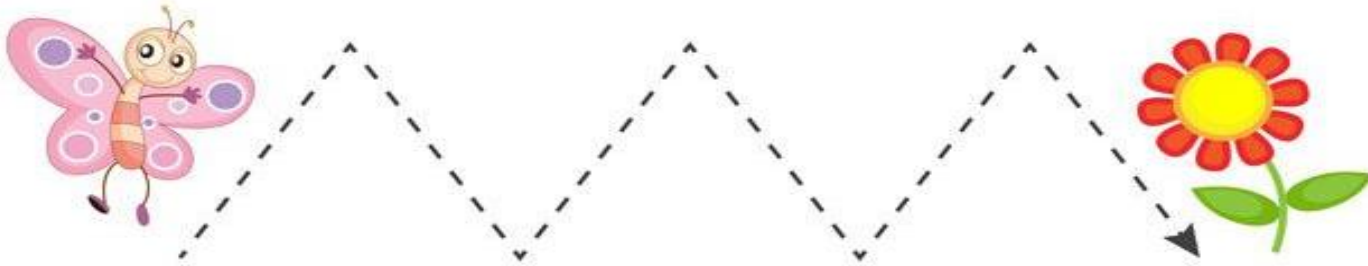
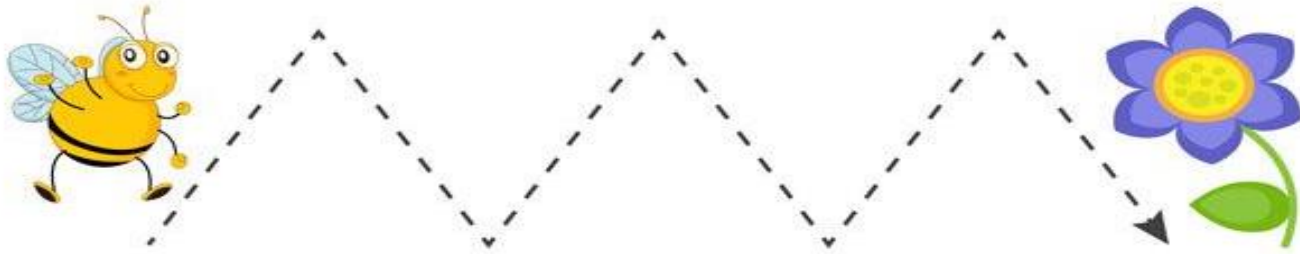
Writing Readiness

Trace the dotted lines from left to right using a thick crayon.




Writing Readiness

Trace the slanting lines using a thick crayon.



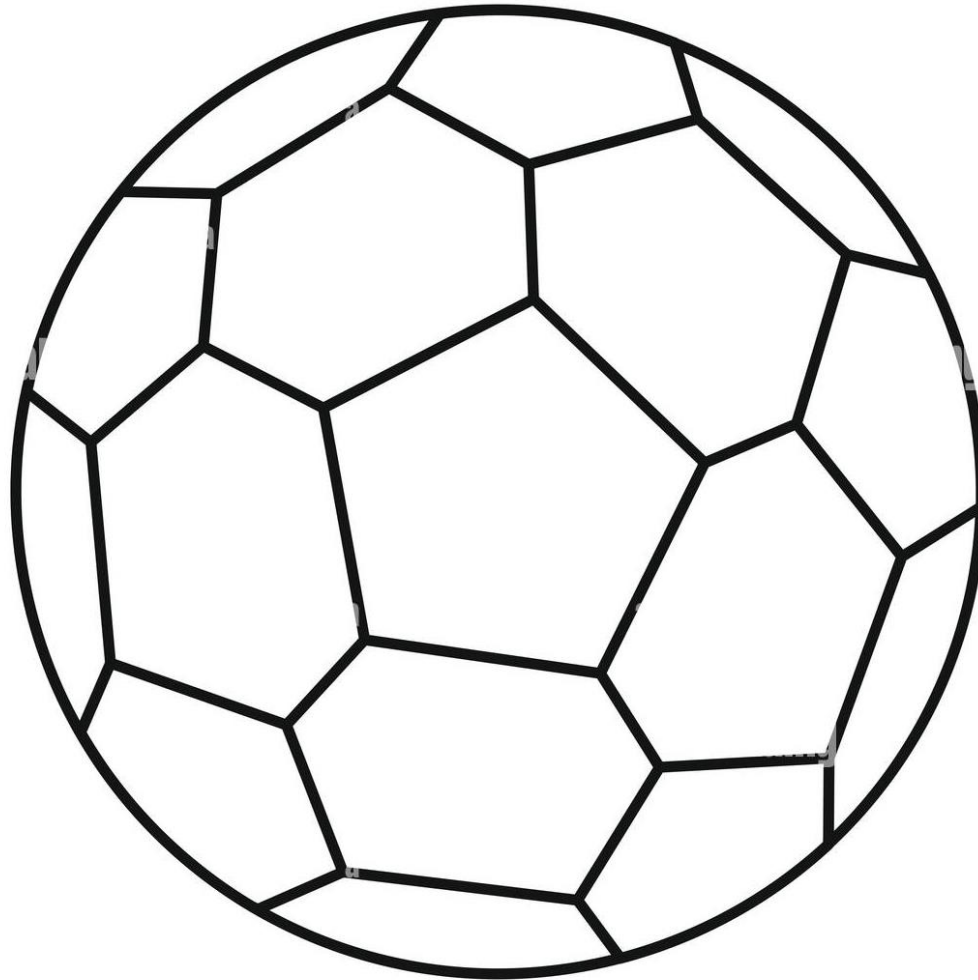
Fine Motor Skills

Complete the sun by paper tearing and pasting.




Fine Motor Skills

Paper Scrunching and Printing Activity



Eye hand coordination

Dip cotton buds in paint and stamp in the fish



Compile these assignments in a separate folder.

The school reopens on 4.7.22

Send the holiday homework on 8.7.22

