



Bal Bharati
PUBLIC SCHOOL

Bal Bharati Public School

Class-1 (2022-23)

HOLIDAYS HOMEWORK

Lazy days




Splish Splash Sploosh 

Rays of Sunshine 

Ice creams and popsicles 

Summer is here again!!


- *This is the time to relax in the cool comfort of our homes and plan a daily routine for ourselves.* 

- *Enjoy lots of healthy drinks.* 
- *Do some physical activity or exercises during morning or evening time.*
- *Spend some quality time with your grandparents and learn something from them to enhance your knowledge.*

- *“Learning by doing is growing and succeeding”*

Keeping this in mind we have planned some fun filled creative activities for you during the vacation.

- *Try to work independently. However take help & guidance from your parents wherever required.*





General Instructions for the Holidays

Homework

- Read the specifications given for each subject and complete the written work.
- Revise the work done in all the subjects.
- Make a time schedule to study for specific hours every day.
- Submit the holidays homework by 8th July,2022.

Enjoy your vacation!!





English-Holidays Homework



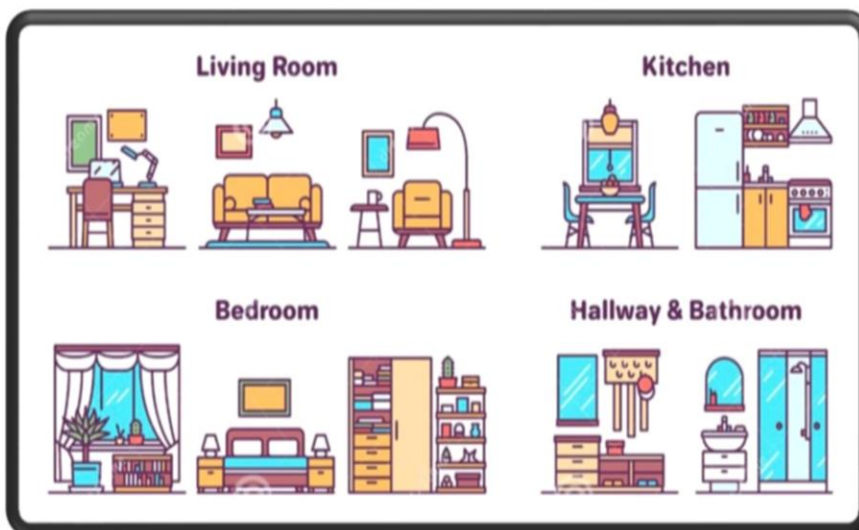
General instructions :

- ✚ Encourage your ward to do the homework on his/her own.
 - ✚ Separate thin notebook (4 lines) should be made for English Holiday homework. Cover it neatly.
- ❖ Aiming to harness upon children's energy amidst their living spaces, we want our children to :

I. Word search



- ✚ We keep moving in the various rooms of our house but for some reason one room is special to us.
- ✚ Look around this 'Special Room' and make a list of 8-10 Naming words seen in this room.





II. *Reader today ,leader tomorrow !*

- ✚ Each child is different and reads books of his/her own interest and reading capability. Encourage your child to read age appropriate story books.
- ✚ Let the child draw/depict the story read on two or three A3 sized sheets.
- ✚ Highlight the new words learnt on the sheets.

III. WORD POWER

Join the first letter of each picture -name and form a new word:

1.		T		R		E		E	<input type="text"/>	<input type="text"/>	<input type="text"/>	<input type="text"/>
2.		<input type="text"/>		<input type="text"/>		<input type="text"/>		<input type="text"/>	<input type="text"/>	<input type="text"/>	<input type="text"/>	<input type="text"/>
3.		<input type="text"/>		<input type="text"/>		<input type="text"/>		<input type="text"/>	<input type="text"/>	<input type="text"/>	<input type="text"/>	<input type="text"/>
4.		<input type="text"/>		<input type="text"/>		<input type="text"/>		<input type="text"/>	<input type="text"/>	<input type="text"/>	<input type="text"/>	<input type="text"/>

IV. Gateway to good handwriting :

Write one page of handwriting on every Wednesday and Saturday.



हिंदी

ग्रीष्मावकाश कार्य


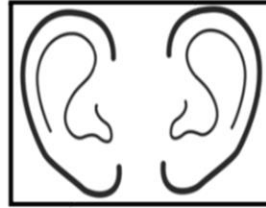
कक्षा-1

- स्वर-अ से अं, व्यंजन-क से ह से शब्दों का प्रयोग कर बगीचे/जंगल का दृश्य बनाओ तथा चित्रों के नाम लिखो। (बिना मात्रा वाले शब्दों का ही प्रयोग करें)

★ उदाहरण- बतख, नहर, वन, कमल, अजगर, बरगद, ऊन, आम



- अपने शरीर का चित्र बनाओ और हमारे शरीर में जो भी आ मात्रा के शब्द आते हैं उनके नाम सोचकर लिखो।



- अपने आस पास के वातावरण में इ (ि) मात्रा के शब्द ढूँढ़कर 2-2 शब्दों की सूची बनाओ तथा उनके चित्र चिपकाओ।

रसोईघर	उपवन	साफ़-सफ़ाई की वस्तुएँ	पूजा घर	बैठक में

- पिता दिवस(19.06.22) के अवसर पर दी गई यूट्यूब वीडियो को अपने पिताजी के साथ देखो तथा उनके बारे में सोचकर कुछ पंक्तियाँ उन्हें सुनाओ।

<https://www.youtube.com/watch?v=65eexzkCivs>



- दिए गए वर्णों से शब्द लड़ी बनाओ- ल,स,ज,ह,न, प उदाहरण

कमल

लगन

नहर

रथ

थन

- वर्णों की बनावट का अभ्यास करते रहें।
 - सप्ताह में 2-3 बार सरल वाक्यों का सुलेख करो।
- ★ उपरिलिखित कार्य ए-4 साइज़ शीट पर करो तथा सभी जगह अपना नाम हिंदी भाषा में लिखो।



Bal Bharati
PUBLIC SCHOOL
PITAMPURA

MATHS HOLIDAY HOMEWORK

NAME- _____

ROLL NO.- _____

CLASS _____ SECTION _____

Activities make learning holistic joyful and experiential, they also make abstract concepts linked and concretised.

ACTIVITY-1 The children will make the flash cards on A-4 sheets.

1. Roll No. 1-15

Make flash cards for numbers 1-5 on A-4 sheet (one number on each sheet) as shown below.



2. Roll no 16-30

Make flash cards for numbers 6-10 on A-4 sheet (one number on each sheet) as shown below.



3. Roll no. 30 onwards

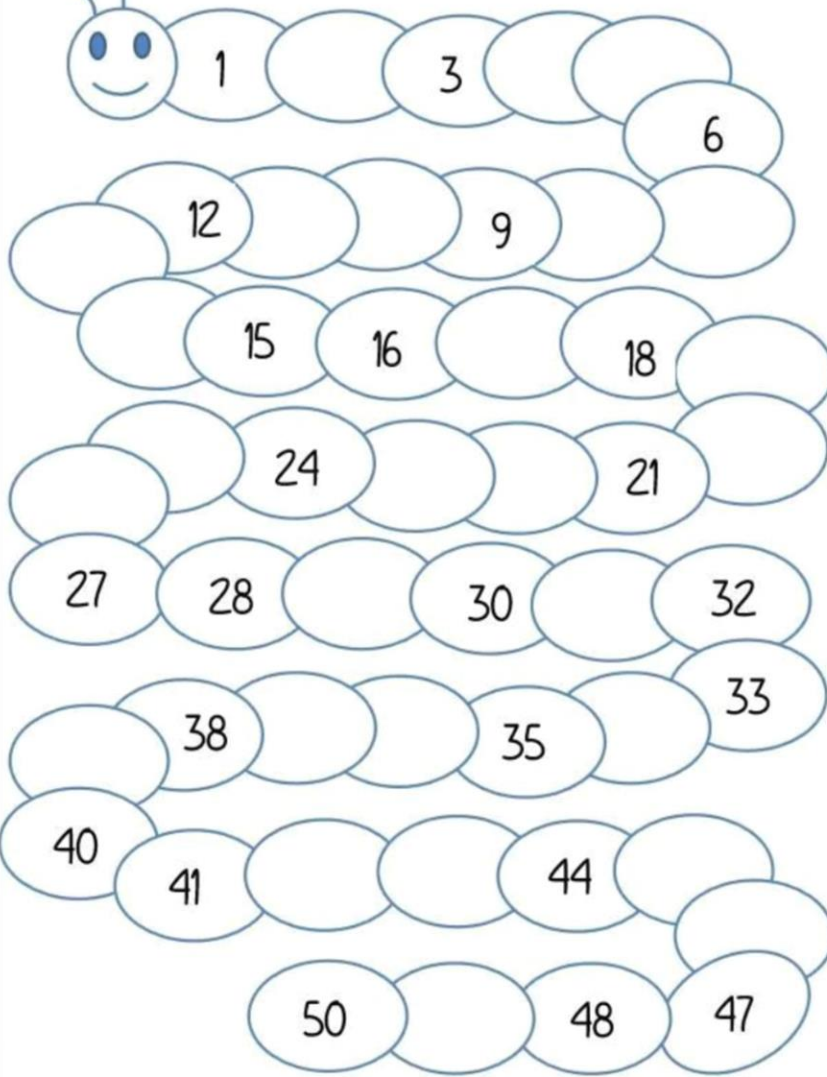
Depict any five Pre number vocabulary words on A-4 sheet (one on each sheet) as shown below.




Please refer to Maths book vol. -1 for Pre number vocabulary words.


ACTIVITY -2 Children have an innate ability to think logically. In order to build logical reasoning and critical thinking we have planned some worksheets. Parents are requested to act only as facilitators and allow the children to do the worksheets on their own.

Write the missing numbers with our Friendly  Frog



	1		3		
					6
	12			9	
		15	16		18
		24			21
27	28		30		32
	38			35	33
40	41			44	
		50		48	47

JOIN THE DOTES IN ORDER AND COLOUR IT





One day Rohan met three turtles. He asked their age individually .

* Paddle was 17 years old.

* Ted was 12 years old.

* Snap was 19 years old.

A. Write their names in order from the youngest to the oldest.

B. What is the difference between the age of Paddle and Snap?

COUNT AND MATCH

8.



9.



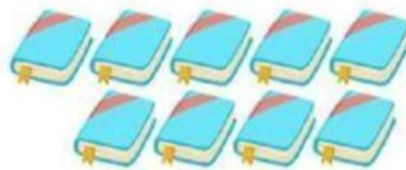
1.



10.




7.



Circle the object that is Small.









SPOT THE DIFFERENCE
Compare the two pictures and find 5
Differences



THE FROG'S FOOD

Look at the graph.

 LIBBY	
 HOPPER	
 HOPS	

Answer the following questions :-

- * How many flies do they have in all ? _____ flies
- * Who has the most flies ? _____
- * Who has 1 more fly than Hops ? _____
- * Who has 2 less flies than Hopper ? _____

LINE ME UP!!!

Name: _____

ABC Order

Write the words in alphabetical order.

1.



tree



hat

2.



mitten

3.



penguin

4.



deer

5.



coat


6.



scarf

7.

© iStockphoto.com



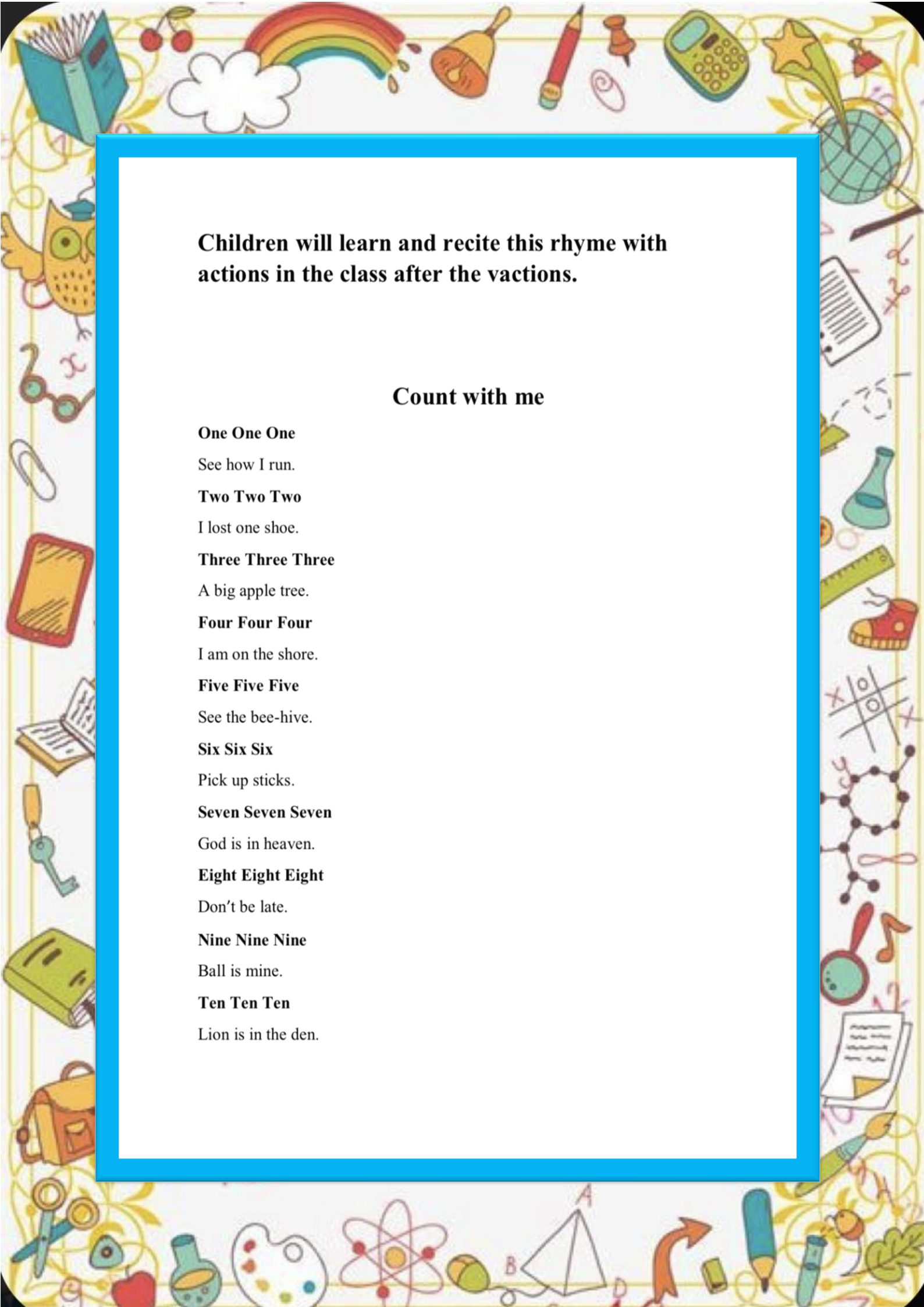
Please help the rat to find its way.

The cat is trying to reach the fish. Help it to find the way by drawing a path starting at 1 and counting upto 49.



28	27	26	1	12	13	14
29	31	2	25	11	16	15
30	3	32	24	10	17	18
4	34	33	23	22	9	19
35	5	40	41	8	21	20
36	39	6	7	42	43	44
37	38	49	48	47	46	45



A colorful decorative border surrounds the central text. It features various school supplies like books, pencils, a calculator, a ruler, and a globe, as well as nature items like a rainbow, a cloud, a bell, a star, a magnifying glass, a key, a book, a pencil, a ball, a triangle, a pencil, a leaf, and a palette. There are also abstract shapes like a paper plane and a paper airplane.

Children will learn and recite this rhyme with actions in the class after the vacations.

Count with me

One One One

See how I run.

Two Two Two

I lost one shoe.

Three Three Three

A big apple tree.

Four Four Four

I am on the shore.

Five Five Five

See the bee-hive.

Six Six Six

Pick up sticks.

Seven Seven Seven

God is in heaven.

Eight Eight Eight

Don't be late.

Nine Nine Nine

Ball is mine.

Ten Ten Ten

Lion is in the den.

A decorative border surrounds the page, featuring various school and science-related icons. At the top, there is a blue book, a white cloud with a yellow lightning bolt, a colorful rainbow, a yellow bell, a red pencil, a pushpin, a green calculator, a yellow star, and a globe. On the left side, there is a yellow owl wearing a blue graduation cap, a pair of green glasses, a yellow paperclip, a yellow book, a green key, a green book, and a brown backpack. On the right side, there is a white document, a green flask, a yellow ruler, a red shoe, a black and white grid, a molecular structure, a red musical note, a magnifying glass, and a white document with a yellow arrow. At the bottom, there are blue scissors, a red apple, a blue flask, a white palette, a red atom, a green ball, a white triangle with vertices labeled A and B, a red arrow, a blue pencil, a green test tube, and a green leaf.

ACTIVITY- 3

Regular revision of concepts is important to foster effective study habits and positive attitude to study. The students will do pages 6,7,8,9,10,14 and 15 in their Mental Maths Books to revise the concepts done so far.

E.V.S

ACTIVITY 1

BOTTLE GARDEN

Ask your parents to help you plant a sapling in a bottle to create a bottle garden. You can use a plastic or a glass bottle and hang it using a string on both the ends of the bottle. Put some soil and manure in the bottle and then plant the sapling in it.



THINGS TO DO

- ✚ Make the plant your "**GREEN FRIEND**". Water the plant regularly and take good care of it by keeping it in sunlight/shade.
- ✚ Give a name to your plant and tag it to the pot.
- ✚ Click **three** pictures while:
 - ✓ Planting a sapling
 - ✓ Watering the plant
 - ✓ A grown-up plant
- ✚ Paste the pictures on A4 size pastel sheet.

ACTIVITY 2

MY DREAM WORLD

Plan a WISH LIST of five things you want to do...

Paste related pictures and caption them.

For example: I wish to visit Disney Land.

I wish to read 5 story books.



ACTIVITY 3

MY FAVOURITE SUMMER DRINK

Prepare your favourite summer drink under parents' guidance. Click an attractive picture. Write the recipe in five simple steps on A4 size pastel sheet.



General Knowledge (G.K)

11

To be done on
21st June
Yoga Day

Life Skills

Yoga for Kids

Yoga can keep you healthy. Look at these simple and child-friendly yoga postures. Try these postures under the guidance of an expert. Please do not do them alone. First learn from an expert, then try yourself. You will enjoy them.



Mountain Posture



Chair Posture



Crescent Moon Posture

Yoga not only keeps you healthy, but also makes your brain sharp.

WOW!

Did You Know?
We celebrate **International Yoga Day** on **21 June** every year.



Child's Posture



Happy Baby Posture



Butterfly Posture

14

Kindly refer to this page in the GK Book on 21st June Yoga Day and encourage your ward to follow and practice the yoga postures given in the picture.



See you happy and smiling after the summer break.

Stay Safe and Stay Healthy