

## HOLIDAY HOMEWORK

### CLASS VIII – 2022-23

#### Family Time!

“A happy family is but an earlier heaven.” –George Bernard Shaw.

The best way to relax and unwind is to spend some meaningful time with family. Here are a few suggestions to make family time fruitful. (Don't forget to click some nice pictures)



**Benjamin Franklin rightly said**

**“Tell me and I forget**

**Teach me and I remember**

**Involve me and I learn”.**

### **Tasks to Accomplish...**

- ✚ Pick up your own plates after every meal.
- ✚ Use the three magical words – Please, Sorry and Thank You.
- ✚ Explore and create your own kitchen garden. With your parents and grandparents, plant seeds, water them, create a healthy environment and keep your surroundings clean and green. Take cues from the kitchen and pot at least 4 herbs.
- ✚ Help the needy. With parental guidance, clean your cupboard. Discard the clothes that you don't need anymore. Get them washed and distribute them to the needy.
- ✚ Add minimum two photographs for evidence.








Name- \_\_\_\_\_

Date- \_\_\_\_\_

## MINDFUL EATING

When you practice mindful eating, think about how your food tastes, sounds, feels and smells. Practice mindful eating as you enjoy a piece of fruit. Write your draw your reflections below.

How did what you eat...

|  |  |  |   |  |
|--|--|--|---|--|
|  |  |  |  |  |
| Taste?   | Look?  | Feel?  | Smell?  | Sound?   |

What did you notice that you haven't noticed before?

---

---

---

Draw a picture of the fruit and all the things (including people) that it needed to grow.

## General Guidelines for the Holiday Homework Project

1. Students are required to create one Flipbook for the Holiday Homework. (How to create a Flipbook - <https://www.youtube.com/watch?v=6NUAMSHQtCc> )
2. Make a proper index of the content page and picture gallery along with the serial number.
3. The project can be handwritten/a PDF/a PPT – which must be converted into a **digital Flipbook**.
4. Cover page should be made aesthetically. It should be creative indicating the name of the student along with the class & section and session (2022-23).
5. All pictures downloaded from the internet, must indicate the address of the website.
  - You may make a collage of photographs to demonstrate a particular point.
  - You may use newspaper clippings.
6. **Bibliography**- indicating address of the website, books, journals etc. referred to.
7. Read the Newspaper daily. Look for a positive news and express it in your own words under the heading '**Did I Know It?**' Attach these pages at the end of the file before the Certificate page.
8. Last page must be a Certificate Page certifying that the entire work has been done by the child himself /herself.
9. The homework (One flipbook- containing the homework of all the subjects) must be uploaded on **MS Teams**. The steps for the same are shared with you.

### **Assessment Criteria**

Presentation (Aesthetics/Creativity) - 4 marks

Research - 3 marks

Newspaper Activity - 3 marks

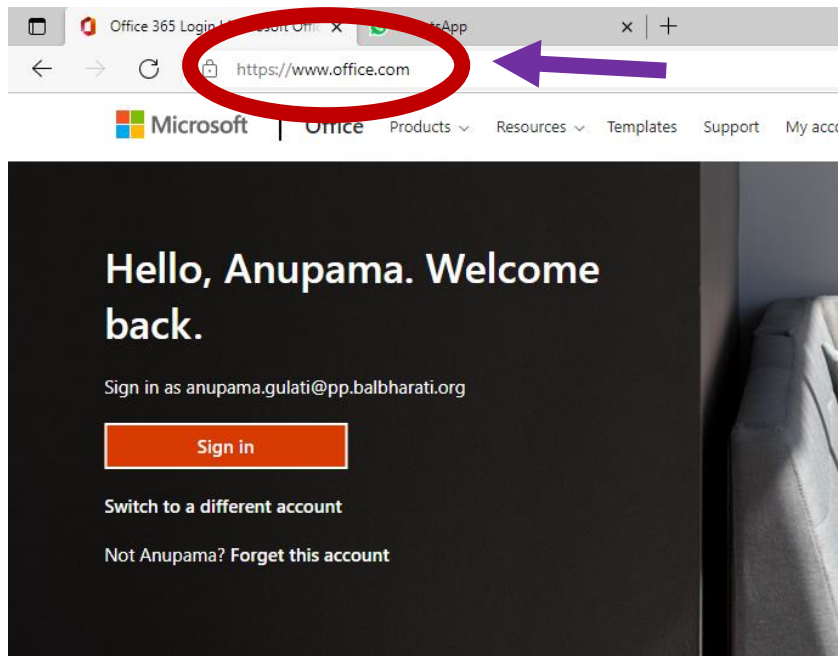
The theme for your Holiday Homework is '**Gender Dynamics Around Us**'. You will receive your Holiday Homework weekly – every Monday. It must be submitted every Friday.

Read the English Supplementary Reader '**Kidnapped**' as it will be tested in the Periodic Test-1 examination.

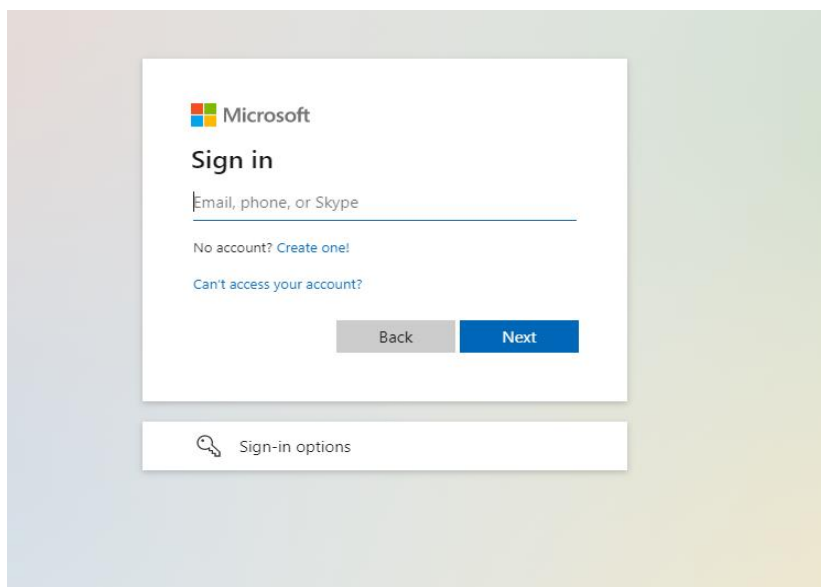
# STEPS TO UPLOAD HOLIDAY HOMEWORK ON MS TEAMS

## **Steps to Sign-in to access Office 365 and access Teams**

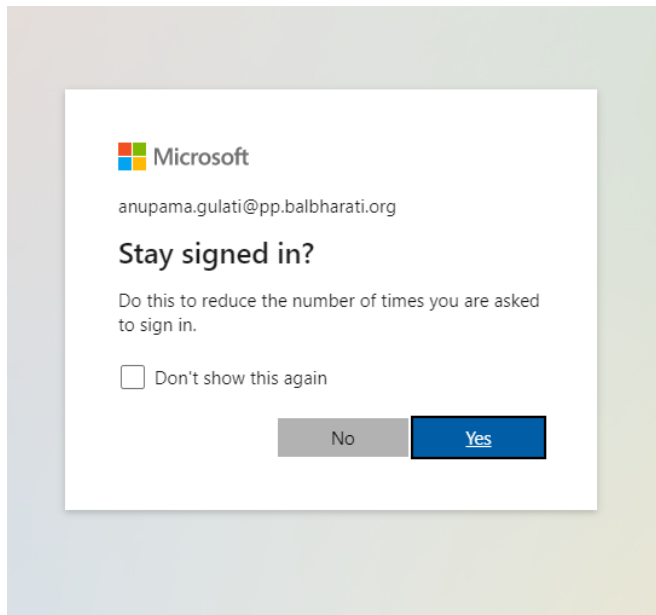
- 1) Open any Web Browser(Chrome/Edie/Safari) and then type [Office 365 Login | Microsoft Office](https://www.office.com)



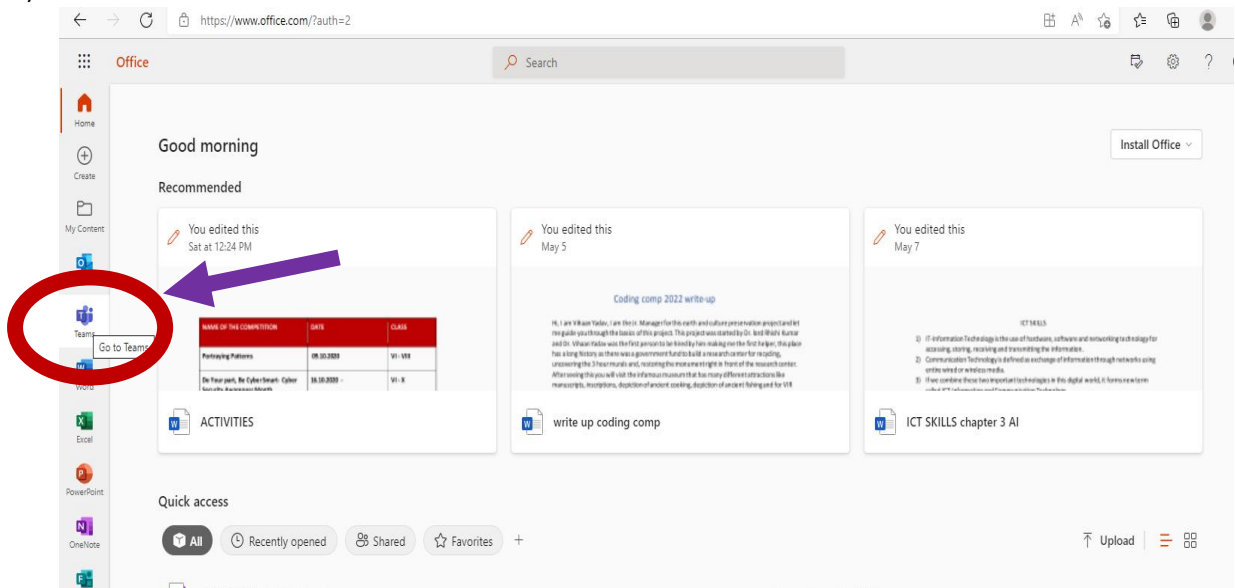
- 2) Click on Sign-in (Your Sign-in ID is same as Google Id example- [212312@pp.balbharti.org](mailto:212312@pp.balbharti.org)). Enter your ID and password-may@2022.



### 3) Click on Yes



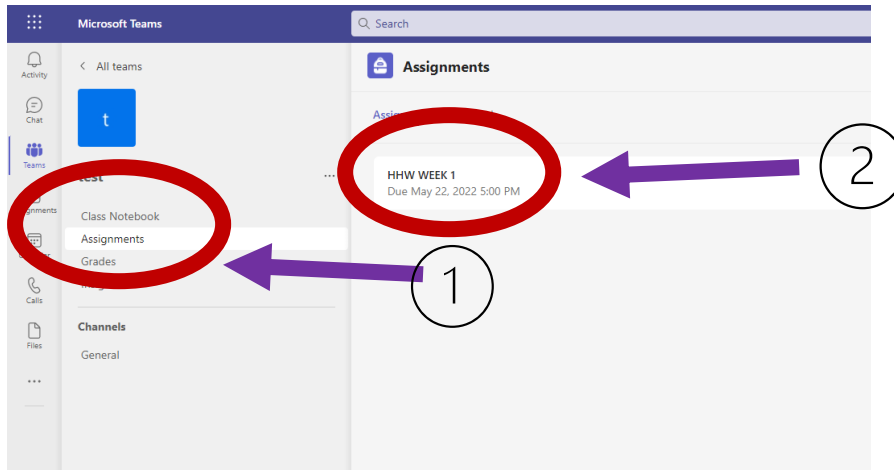
### 4) Click on Teams



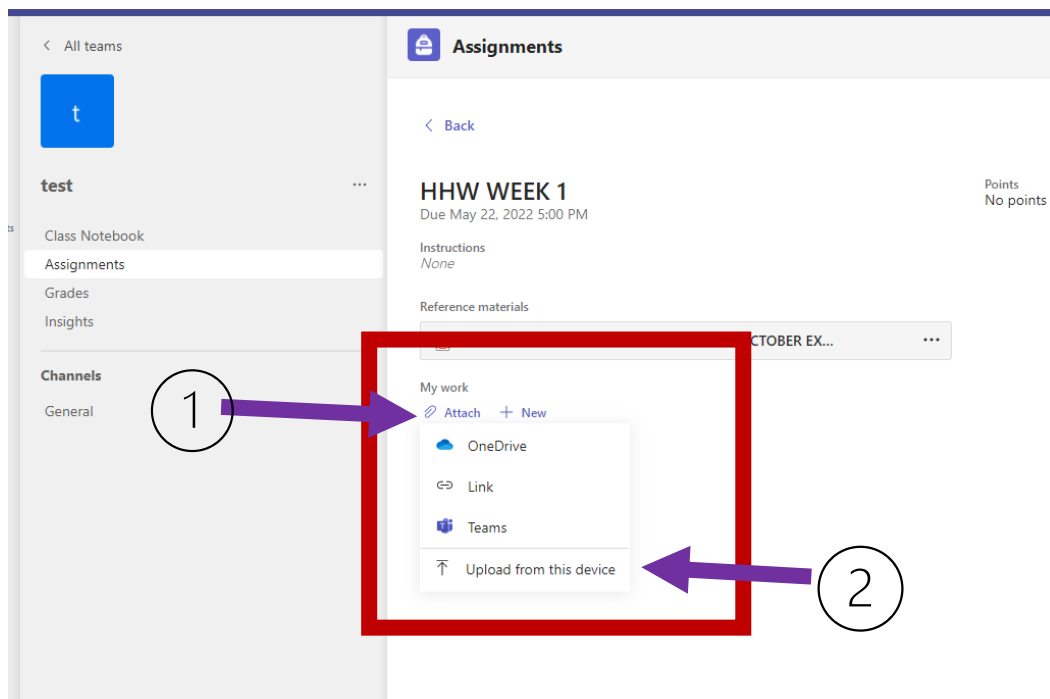
### 5) You will get access to Class Team-example **6A (PP 2022-23)**

## Steps to Upload

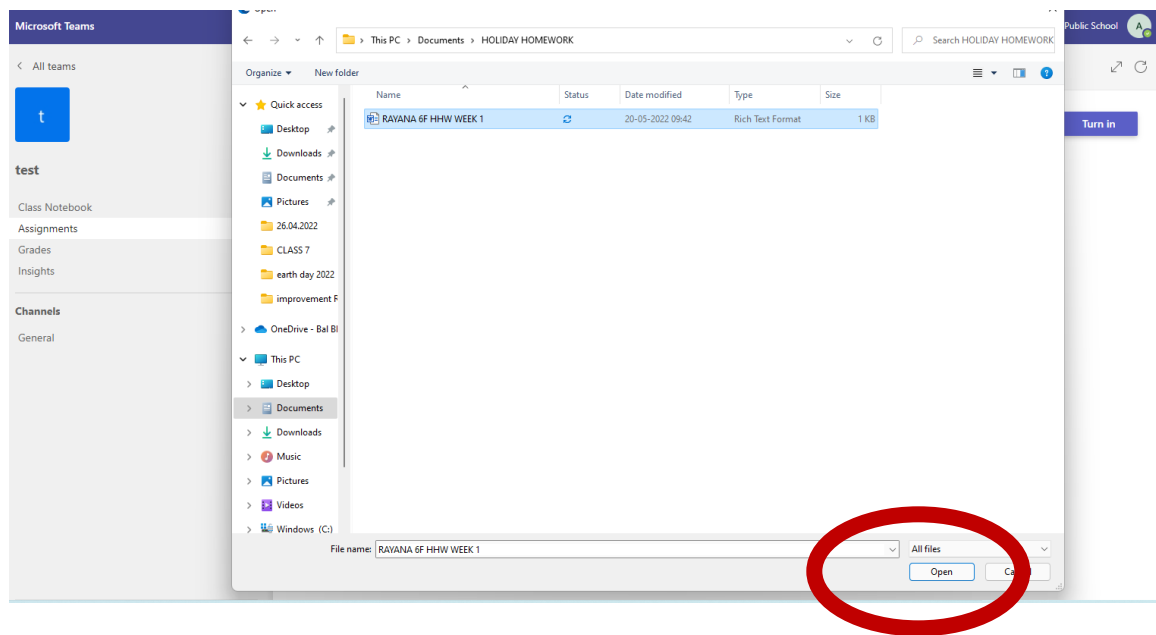
- 1) Click on your Class Team-Assignment, on right-side select **Holiday Homework Assignment**



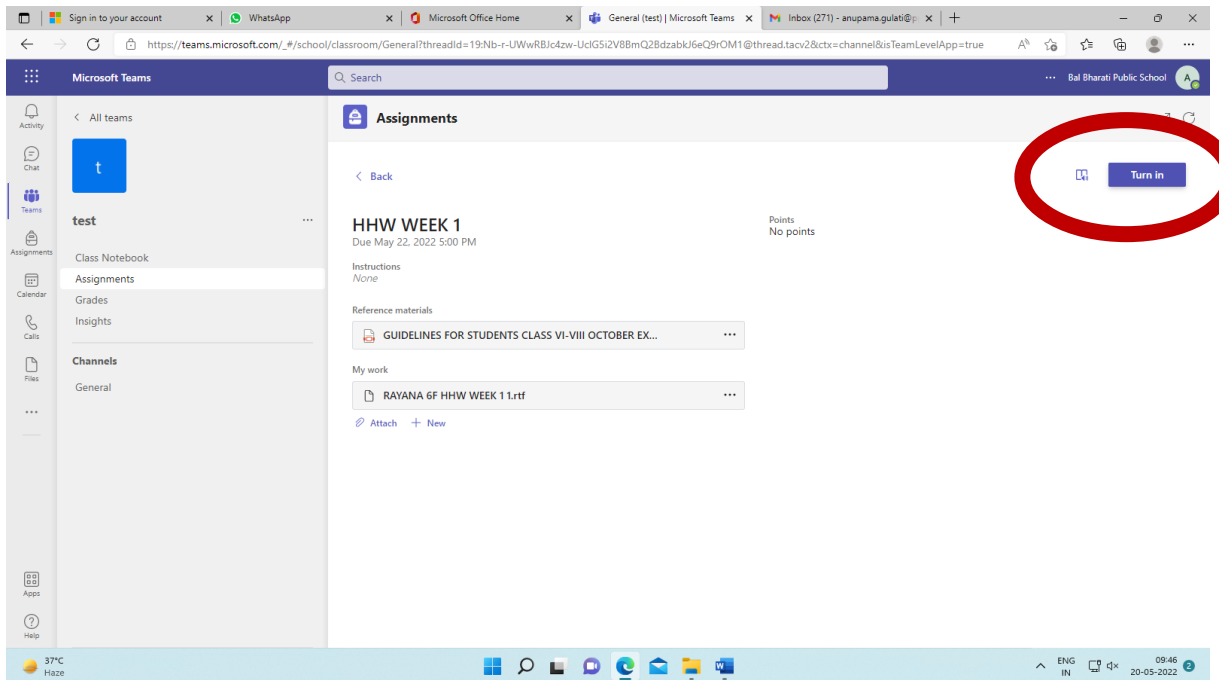
- 2) Select **Attach** then click on **Upload from my device**



3) Select the file to upload and click on Open



4) Click on Turn in





**HOLIDAY HOMEWORK**

**CLASS VIII – 2022-23**

**WEEK 1**

**Mathematics:**

**Women Scientists**

Following data shows the percentage of women scientists in 4 different countries:

| <i>Names of countries</i>     | <i>India</i> | <i>China</i> | <i>UK</i> | <i>USA</i> |
|-------------------------------|--------------|--------------|-----------|------------|
| Percentage of women scientist | 14%          | 6%           | 13%       | 29%        |

Draw a bar graph to represent the above data.

Mention the reason/s for the less percentage of women scientists as compared to men, all over the world.

**Hindi:**



स्त्री और पुरुष को लेकर आपके घर में ऐसे कौन कौन से कार्य हैं जिनमें आप परिवर्तन करना चाहेंगे।

1-चित्र सहित 100 शब्दों में एक गीत/ कविता या लेख लिखिए।

For Reference - बाल मासिक पत्रिका नंदन, चंपक और हिंदी अखबारों में प्रकाशित बाल उपयोगी लेख एवं कविताएं भी आप प्रयोग कर सकते हैं।

2- Gender equality (लैंगिक समानता) विषय पर एक अच्छा विज्ञापन बनाइए , जिसमें परिवार और समाज के लिए एक संदेश हो।

\*\*\*\*\*

BBPS, Pitampura

**Holiday Homework 2022-23**  
**CLASS VIII - ENGLISH**  
**Worksheet 1**

Q1. Look at the picture given below and answer the questions that follow:



- a) The poster focuses on \_\_\_\_\_ .
- b) There is a spelling error in the poster, identify the word misspelled.  
\_\_\_\_\_
- c) Replace the phrase, "Keep a close eye on" \_\_\_\_\_ .
- d) Find the synonym of "hydrated"- \_\_\_\_\_ .
- e) Find the antonym of "moderation" - \_\_\_\_\_ .



Q2. Look at the picture given below. The family seems to be enjoying a meal together and sharing some light moments. Share some of your observations in a few lines. (100 words)

**NOTE - Use Present Tense.**



---

---

---

---

---

---

---

---

---

---

BBPS, Pitampura



Q3.

### Croaky Meets the Plumber

Choose the word that's spelled correctly. Write it in the blank.

1. My pet frog, Croaky, \_\_\_\_\_ (accidentally/accidentaly) jumped down the drain.
2. My mom called the \_\_\_\_\_ (plumber/plumer), Mr. Clog, for help.
3. They had a long \_\_\_\_\_ (discussion/discussion) about the problem.
4. Mr. Clog came to our house to \_\_\_\_\_ (establish/establish) the best plan to \_\_\_\_\_ (rescue/recsue) my frog.
5. The use of chemicals would be too \_\_\_\_\_ (dangerous/dangerus).
6. At last he came up with a \_\_\_\_\_ (strategy/stratgy).
7. He asked Mom to cook a small amount of \_\_\_\_\_ (spagheli,spaghetti).
8. He also asked her for a wire coat \_\_\_\_\_ (hangar/hanger).
9. In my \_\_\_\_\_ (imagination/imagineation), I could not guess what he was doing.
10. The \_\_\_\_\_ (safty/safety) of Croaky was very important.
11. But Mr. Clog acted like it was a \_\_\_\_\_ (routine/routene) matter.
12. He placed the noodles and wire \_\_\_\_\_ (combination/combineation) in the drain.
13. I didn't think Croaky would try the food, but \_\_\_\_\_ (insted/instead), he ate a little of it.
14. Then he climbed onto the wire, \_\_\_\_\_ (curiuous/curious) to see what would happen.
15. I spoke words of \_\_\_\_\_ (encouragment/encouragement) to my pet.
16. With my mom's \_\_\_\_\_ (cooperation/coperation), Mr. Clog carefully lifted the wire out of the drain.
17. It was \_\_\_\_\_ (unbelieveable/unbelievable) to see Croaky hanging onto the wire!
18. Mr. Clog's unusual plan was indeed a \_\_\_\_\_ (sucess/success)!



\*\*\*\*\*



**Class- VIII- HHW**

**MATHEMATICS (WEEK 1)**

1. Express 100 as sum of 10 distinct odd numbers.
2. Evaluate-  
 $\sqrt{441} \times \sqrt{7921}$
3. Write a Pythagorean triplet whose one member is 24.
4. Find the smallest whole number by which 735 should be divided to get a perfect square?
5. Find the square root of the following numbers using long division method.
  - a) 1234321
  - b) 28224
  - c) 21025
  - d) 41209

\*\*\*\*\*