



HOLIDAY HOMEWORK

CLASS VII – 2022-23

Family Time!

“A happy family is but an earlier heaven.” -George Bernard Shaw.

The best way to relax and unwind is to spend some meaningful time with family. Here are a few suggestions to make family time fruitful. (Don't forget to click some nice pictures)





Benjamin Franklin rightly said

“Tell me and I forget

Teach me and I remember

Involve me and I learn”.

Tasks to accomplish...

- ✚ Pick up your own plates after every meal.
- ✚ Use the three magical words – Please, Sorry and Thank You.
- ✚ Explore and create your own kitchen garden. With your parents and grandparents, plant seeds, water them, create a healthy environment and keep your surroundings clean and green. Take cues from the kitchen and pot at least 4 herbs.
- ✚ Help the needy. With parental guidance, clean your cupboard. Discard the clothes that you don't need anymore. Get them washed and distribute them to the needy.
- ✚ Add minimum two photographs for evidence.



SUGGESTED ACTIVITIES

1. Attempt the 'Mindfulness' worksheet given below:

10 MINUTES TO RECOGNIZE THE GOOD STUFF

_____ Date: _____

Things, people, and places you adore:

One thing you've worked hard to achieve:

One thing that's going well right now:

Two subjects or pursuits you're passionate about:

Two people you can count on for warm hugs and kind words:

Three things to look forward to:

--	--	--

© 2017 Christie Zimmer. www.christiezimmer.com

General Guidelines for the Holiday Homework Project

1. Students are required to create one Flipbook for the Holiday Homework. (How to create a Flipbook - <https://www.youtube.com/watch?v=6NUAMSHQtCc>)
2. Make a proper index of the content page and picture gallery along with the serial number.
3. The project can be handwritten/a PDF/a PPT – which must be converted into a **digital Flipbook**.
4. Cover page should be made aesthetically. It should be creative indicating the name of the student along with the class & section and session (2022-23).
5. All pictures downloaded from the internet, must indicate the address of the website.
 - You may make a collage of photographs to demonstrate a particular point.
 - You may use newspaper clippings.
6. **Bibliography**- indicating address of the website, books, journals etc. referred to.
7. Read the Newspaper daily. Look for a positive news and express it in your own words under the heading '**Did I Know It?**' Attach these pages at the end of the file before the Certificate page.
8. Last page must be a Certificate Page certifying that the entire work has been done by the child himself /herself.
9. The homework (One flipbook- containing the homework of all the subjects) must be uploaded on **MS Teams**. The steps for the same are shared with you.

Assessment Criteria

Presentation (Aesthetics/Creativity) - 4 marks

Research - 3 marks

Newspaper Activity - 3 marks

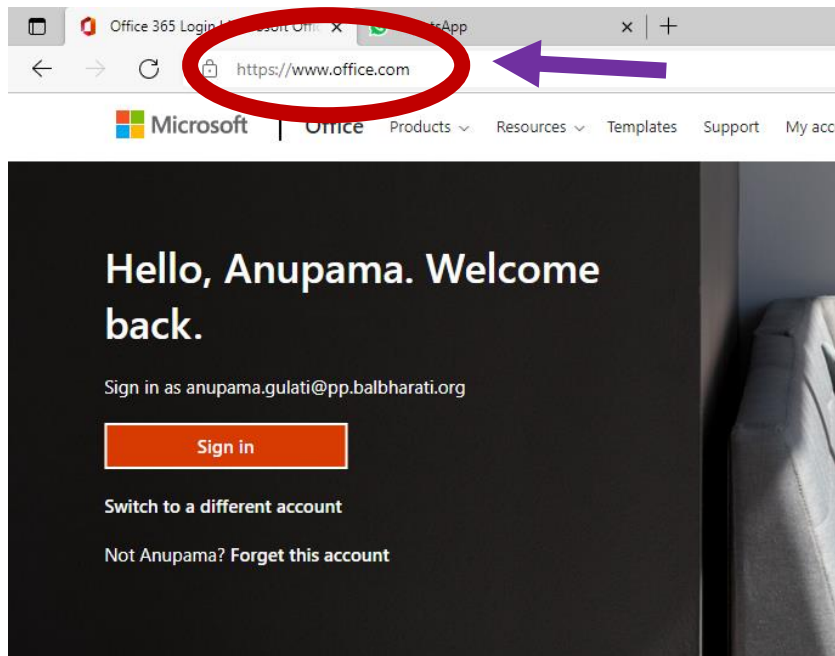
The theme for your Holiday Homework is '**Revisiting 1990s**'. You will receive your Holiday Homework weekly – every Monday. It must be submitted every Friday.

Read the English Supplementary Reader '**The Canterville Ghost**' as it will be tested in the Periodic Test-1 examination.

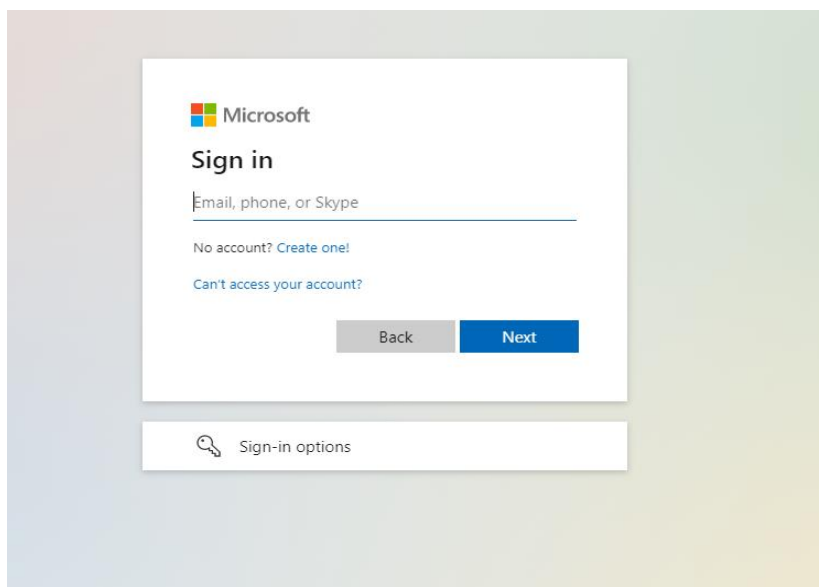
STEPS TO UPLOAD HOLIDAY HOMEWORK ON MS TEAMS

Steps to Sign-in to access Office 365 and access Teams

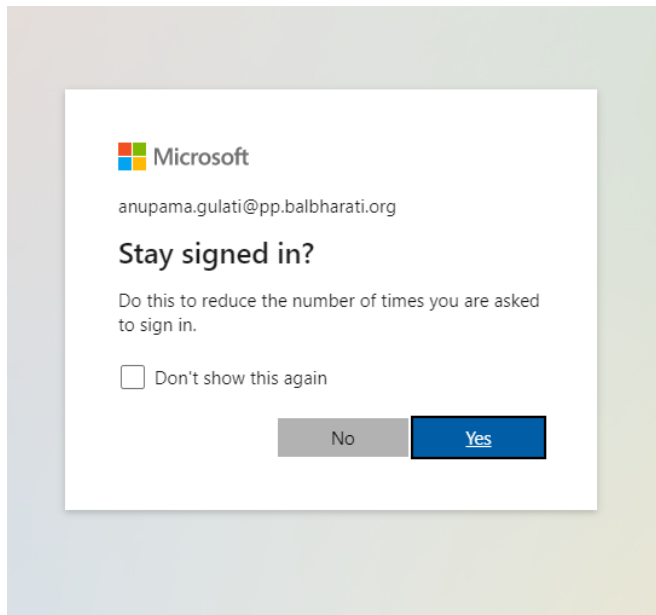
- 1) Open any Web Browser(Chrome/Edie/Safari) and then type [Office 365 Login | Microsoft Office](https://www.office.com)



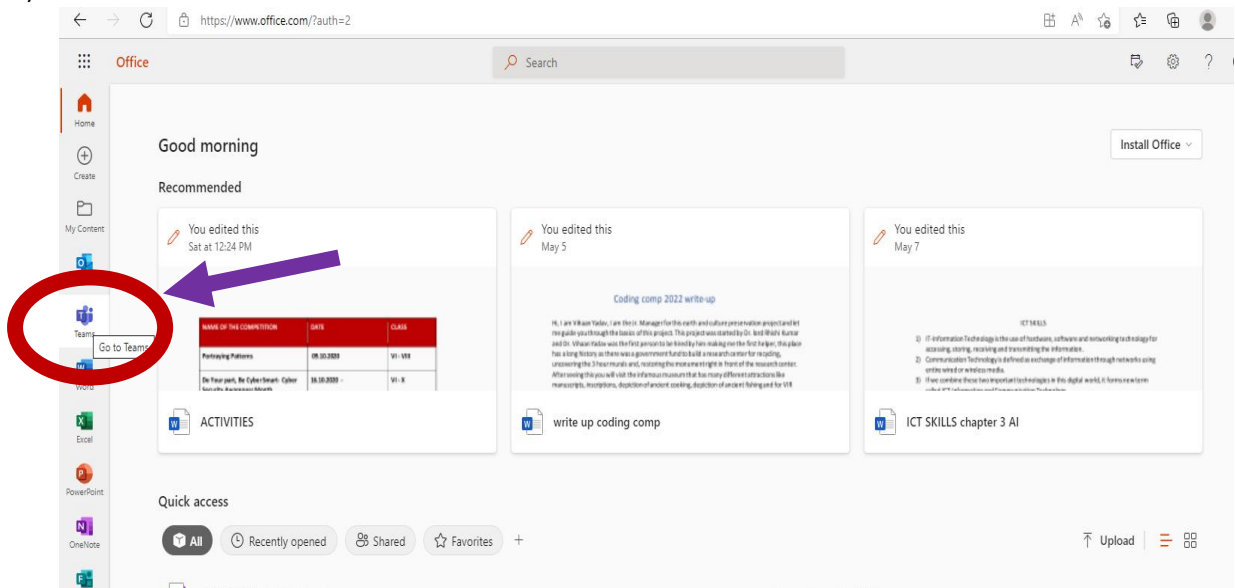
- 2) Click on Sign-in (Your Sign-in ID is same as Google Id example- 212312@pp.balbharti.org). Enter your ID and password-may@2022.



3) Click on Yes



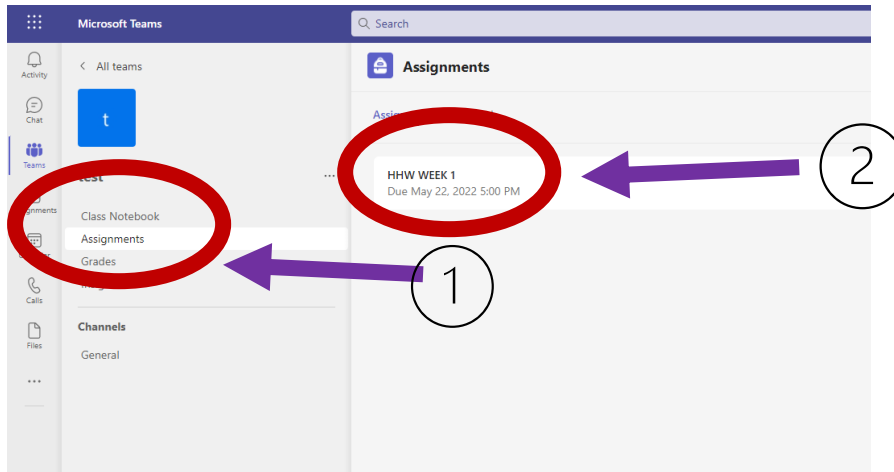
4) Click on Teams



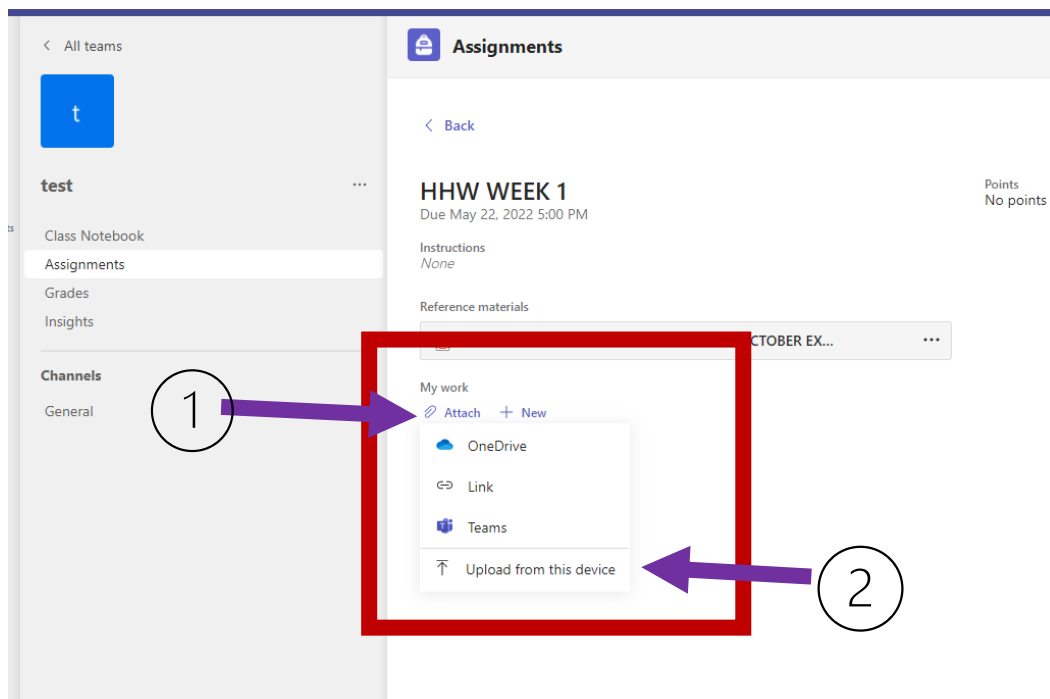
5) You will get access to Class Team-example **6A (PP 2022-23)**

Steps to Upload

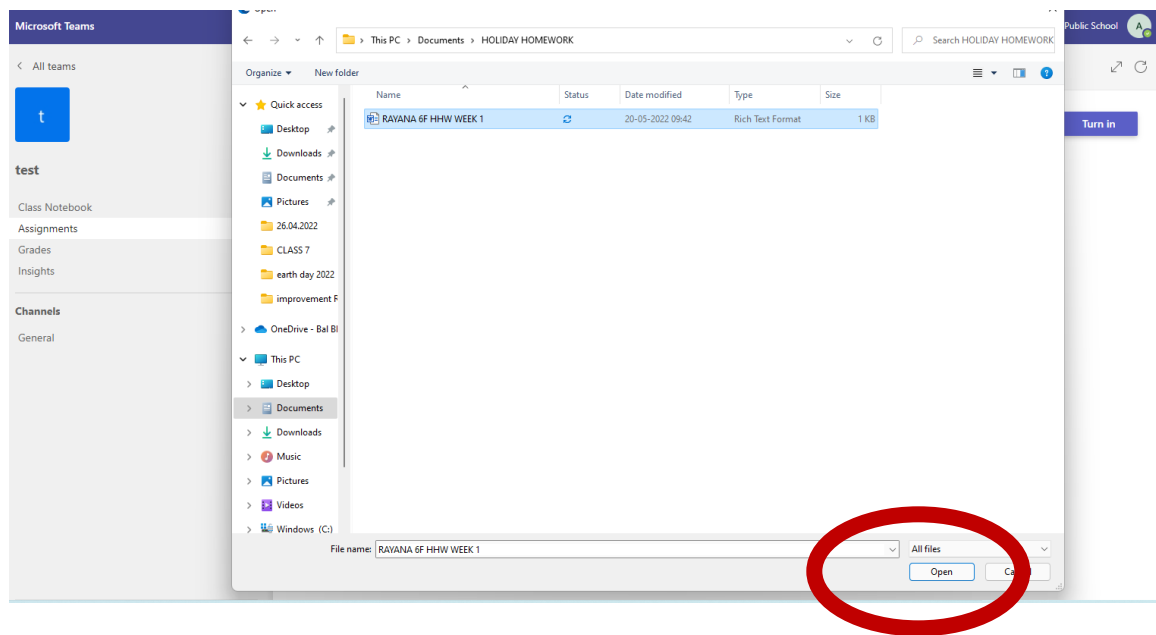
- 1) Click on your Class Team-Assignment, on right-side select **Holiday Homework Assignment**



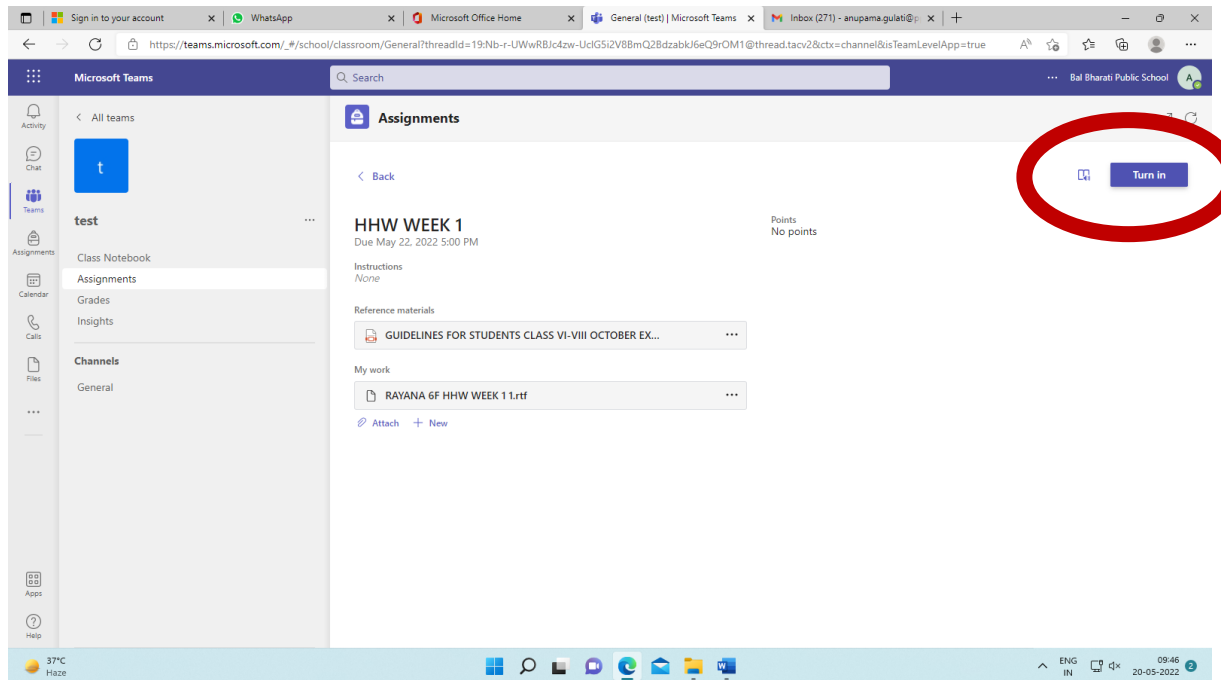
- 2) Select **Attach** then click on **Upload from my device**



3) Select the file to upload and click on Open



4) Click on Turn in





Bal Bharati
PUBLIC SCHOOL
PITAMPURA

WEEK 1

Mathematics:

Forgotten Games

Explore the outdoor games played in 90's like kabaddi, Kho Kho, gallery etc and research on the mathematical aspects involved behind any two of the games.





Bal Bharati
PUBLIC SCHOOL
PITAMPURA

Hindi:

नब्बे के दशक में दूरदर्शन के प्रसिद्ध 'निरमा पाउडर' तथा 'बजाज बल्ब' के विज्ञापनों की खोज करके ध्यानपूर्वक देखिए। उन्हीं के आधार पर आज के समय में प्रयोग की जाने वाली एल ई डी लाइट तथा किसी भी वाशिंग पाउडर का रंगीन और आकर्षक विज्ञापन तैयार कीजिए।



ET Panache



HOLIDAY HOMEWORK 2022-23

ENGLISH PRACTICE WORKSHEET

CLASS VII (WEEK 1)

READ the given stories:

- To promote peace and harmony in a diverse country like India - where people from different faiths come together in the spirit of humanity, celebrate India's diversity, its rich heritage and uniqueness. We, as learners and citizens of India, should read some beautiful stories (examples) of religious harmony in India.

1. When Hindus and Sikhs Helped Repair a Mosque:

People from the Sikh and Hindu communities helped repair an old mosque in Nathowal village near Ludhiana. They also took care of more than 65 percent of the repair expenses. The project cost was around Rs. 25 lakh, of which Rs. 15 lakh was contributed by Sikhs and Hindus. The three communities live in peace in this village. Muslims and Hindus contribute to the Gurudwara work as well. A resident of the village informed an esteemed newspaper that they celebrate all festivals like Diwali, Dusshera, Rakhi, Eid, and Gurupurab together.

2. A Muslim Who Sings Kirtans:

Shaikh Riyazoddin Abdul Gani, better known as 'Rajubaba Kirtankar', is seen singing Meera Bhajans while balancing a water-filled pot on his head. He is from a city named Beed in Maharashtra. He was fascinated by Hinduism when he was a child and used to sit outside temples to learn *kirtans*. Eventually, he was accepted by Hindus in the temple, and started singing there. On realising that people were falling asleep during kirtans, he decided to give them a twist with a dancing-singing routine. He used to sing while bringing water from the river and that gave him the idea of adding a pot to the performance. He also gave a performance at the SPIC MACAY festival of IIT-Bombay.

