



MENTAL AGILITY  
TOPIC – VENN DIAGRAM  
LEVEL - 1

1. Which of the following diagrams indicates the best relation between Judge, Thieves and Criminals?

- A.
- B.
- C.
- D.

2. Which of the following diagrams indicates the best relation between Mercury, Zinc and Metal?

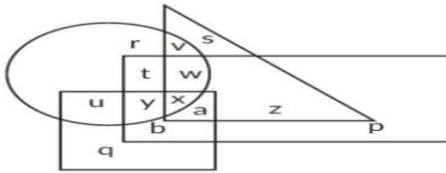
- A.
- B.
- C.
- D.

3. Which of the following options best represents the given Venn diagram?



- A. Males, Females, Teacher
- B. Tomato, Potato, Apple
- C. Vegetable, Grass, Bottle gourd
- D. Painter, Crow, Hen


4. In the following figure, the circle represents all the people who prefer Pepsi, the square represents all the people who prefer Coke, the triangle represents all the people who prefer Limca and the rectangle represents all the people who prefer Dew.



Which letter represents the people who prefer only Dew and Coke?

- A. r
- B. u
- C. b
- D. q

5. In the following figure, how many educated people are employed?



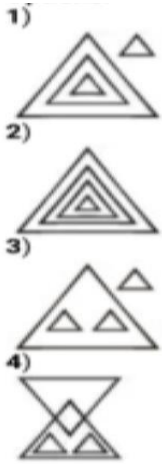
- A. 18
- B. 20
- C. 15
- D. 9

6. Which one of the following Venn diagrams best illustrates the three classes. Rhombus, Quadrilaterals, Polygons

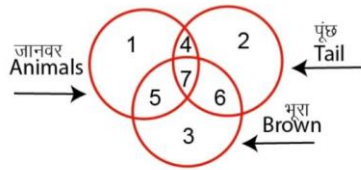
- 1)
- 2)
- 3)
- 4)

7. Identify the diagram that best represents the relationship among the given classes.

Earth, Saturn, Planet, Star

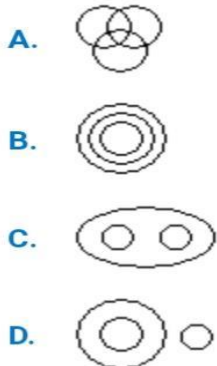


8. In the following figure, the circles represents animals, living creatures having a tail and creatures brown in colour. Which set of numbers represents all the three characteristics?

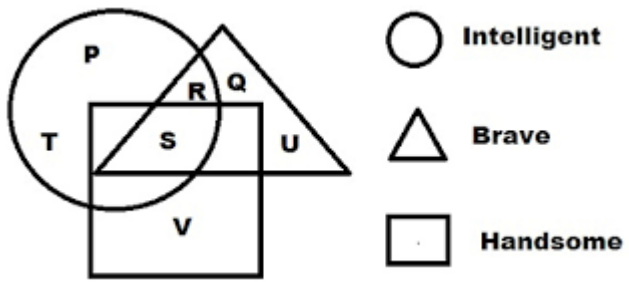


- A. 4
- B. 3
- C. 6
- D. 7

9. Which of the following diagrams indicates the best relation between Elephant, Carnivorous and Tiger?



10. Which set of numbers represents all the three characteristics?



- A. R
- B. S
- C. Q
- D. T