



BAL BHARATI PUBLIC SCHOOL, PITAMPURA

Class-1

Syllabus 2021-22

July

Subject	Syllabus	Assessment
English	<p>TOPIC :</p> <p>*L- 2: "Meena makes a friend"</p> <p>* Grammar</p> <p>Use of he/she/it</p> <p>* Lesson-3</p> <p>Mary had a little mouse</p> <p>* Grammar</p> <p>Use of This/That</p> <p>* Workbook</p> <p>Pages – 26 & 57</p> <p>7,8,9</p> <p>* Story time –</p> <p>Panorama</p> <p># King Bruce and the spider</p> <p>#The rabbit and the tortoise</p> <p>SUBTOPIC :</p> <ul style="list-style-type: none">○ Reading of the lesson and discussion○ New words○ Text book exercises○ Spell Check○ Frame sentences using This /That	<p>Text based questions</p> <p>(Oral assessment)</p> <p><i>Q1. Which animal is wearing a scarf?</i></p> <p><i>Q2. Who becomes Meena's friend?</i></p> <p>Lesson based quiz</p> <p>(On KAHOOT app)</p> <p>Mixed bag revision</p>



BAL BHARATI PUBLIC SCHOOL, PITAMPURA

Activities and Assignments

DIY Card Making

- Finger puppets



- Recitation and enactment with proper voice modulation
- Drawing using numbers









- Indoor game

Subject	Syllabus	Assessment
Hindi	<p>पाठ्यपुस्तक पाठ – 4 तितली बच गई (ई)</p> <p>- मात्रा सम्बंधित शब्द तथा वाक्य</p> <p>- पाठ का अभ्यास कार्य</p> <p>शिक्षण बिंदु पशु - पक्षी संरक्षण</p> <p>आओ गाएँ</p>	<p>पाठ से मात्रा सम्बंधित शब्दों तथा वाक्यों की मौखिक पुनरावृत्ति</p> <p>कविता कंठस्थ कर सुनाना</p> <p>मात्रा सम्बंधित शब्दों तथा वाक्यों की मौखिक पुनरावृत्ति</p>




BAL BHARATI PUBLIC SCHOOL, PITAMPURA


	<p>कविता तितली रानी</p> <p>पाठ - 5 फुदकी चुहिया (उ)</p> <p>- मात्रा सम्बंधित शब्द तथा वाक्य</p> <p>- पाठ का अभ्यास कार्य</p> <p>शिक्षण बिंदु काम का महत्व समझना निडरता</p> <p>ज्ञान सुधा कहानी – 3</p> <p><u>Activities and Assignments</u> मात्रा सम्बंधित पशु-पक्षियों के चित्र चिपकाना तथा रंग भरना।</p> <p>मात्रा सम्बंधित पशु - पक्षियों के नाम लिखना।</p>	
--	--	--

Subject	Syllabus	Assessment
Maths	<p>TOPIC: Numbers from 10-20</p> <p>SUBTOPICS :</p> <ul style="list-style-type: none"> Comparison of Numbers Before, after, between Counting backwards Ascending and Descending order <p><u>Activities and Assignments</u></p>	<p>Oral response, participation in hands-on activities, performance in class assignments</p> <p>SAMPLE QUESTIONS</p> <p>Q1. Make bundles of tens and ones in number 16. (T=___, O=___)</p> <p>Q2. Count and write the number and number name.</p> <div style="display: flex; justify-content: space-around; align-items: center;">    </div> <div style="display: flex; justify-content: space-around; align-items: center;">    </div>



BAL BHARATI PUBLIC SCHOOL, PITAMPURA

	<ul style="list-style-type: none"> Counting in groups of tens and ones, writing the number and number names. Identification of numbers before and after a given number on a number line. Jumping in reverse order on a number line. <p>Reading the numbers while climbing up and down the staircase</p>	<p>Q3. Identify and colour the group which has more objects. (Picture based)</p> <p>Q4. Draw <u>more</u>/less objects.</p> 
--	--	---

Subject	Syllabus	Assessment
E.V.S	<p>Topic – Sense organs</p> <p>Subtopic- Reading of the lesson</p> <p>Name of sense organs and their functions</p> <p>Textbook exercises</p> <p><u>Activities and Assignments</u></p> <p>Poem Sing with your teacher</p> <p>Two little eyes to see the world</p>  <p>Fruity Sense</p>	<p>Oral Assessment</p> <p>Match the columns</p> <p>Column 1 Eyes Nose Ears Skin Tongue</p> <p>Column 2 Smell Feel Taste Hear See</p>



BAL BHARATI PUBLIC SCHOOL, PITAMPURA

Close Eyes and identify the fruits in the bowl.

Sound corner

Close eyes and identify the sound.



Topic – looking after my body

Activities and Assignments

Experiential Learning

1.Activity to teach how to wash hands

Pump-rub-wash

Rub for at least 15-20 sec

Use liquid soap

2.Activity- showing the toothbrush with soft bristles, up and down up and down then brush the sides.

3.Children will be told about body odour and use of talcum to keep away the body odour.

Q-1

Tick the options which show proper caring for your body.

- 1.Bathing regularly
- 2.Staying up late very night.
- 3.Brushing your teeth after every meals
- 4.Wearing your face mask under the nose.

Q-2 Write two things that you should do to take care of following parts of your body ?

1.Hair-

2. Skin-

3. Teeth-

Q-3 Choose any one of the bad habits from above Q-1 and write one advice you would give to the person to help him/her



BAL BHARATI PUBLIC SCHOOL, PITAMPURA

August

Subject	Syllabus	Assessment
English	<p>TOPIC:</p> <p>*Lesson-4 The story of a cloud</p> <p>* Grammar Use of is/am /are</p> <p>*Workbook Pages –22,23,24</p> <p>*Lesson-5 Cats sleep anywhere (only recitation)</p> <p>*Story time – Panorama #The honest woodcutter #Keep your eyes open</p> <p>SUBTOPIC :</p> <ul style="list-style-type: none">○ Reading of the lesson and discussion○ New words○ Text book exercises○ Spell Check○ Respond in language/non-verbal expression what he/she has understood in the poem. <p>Activities and Assignments</p>	<p>“Quiz time”</p> <p>Oral assessment and revision</p> <p>Recitation</p> <p>Enactment</p> <p>Text based questions (Written)</p> <p>Objective type exercise</p> <p>Q1. On Monday ,the sky was full of?</p> <p>Option 1: clouds</p> <p>Option 2: birds</p> <p>Q2. The little grey cloud was scared of ?</p> <p>Option 1: eating</p> <p>Option 2: dancing</p>




BAL BHARATI PUBLIC SCHOOL, PITAMPURA

Craft activity related to cloud formation



Pandora box activity
Mask-making activity
(Art integrated activity)



Subject	Syllabus	Assessment
Hindi	<p>पाठ्यपुस्तक पाठ- 6 जादू के जूते (ऊ) - (२) - मात्रा सम्बंधित शब्द तथा वाक्य - पाठ का अभ्यास कार्य</p> <p>शिक्षण बिंदु गलत काम का गलत परिणाम</p> <p>पाठ- 7 बरसात की ऋतु (ऋ) - (६) - मात्रा सम्बंधित शब्द तथा वाक्य - पाठ का अभ्यास कार्य</p>	<p>पाठ से मात्रा सम्बंधित शब्दों तथा वाक्यों की मौखिक पुनरावृत्ति</p> <p>कविता कंठस्थ कर सुनाना</p>




BAL BHARATI PUBLIC SCHOOL, PITAMPURA

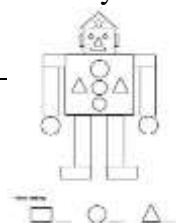
शिक्षण बिंदु
प्रकृति प्रेम

ज्ञान सुधा
कहानी – 4,5

Activities and
Assignments



पाठ के माध्यम से मात्राओं
की पहचान कराना।
मात्राओं का प्रयोग कर
वाक्य लिखना।

Subject	Syllabus	Assessment
Maths	<p>TOPIC: Ordinal Numbers <u>Activities and Assignments</u> Students will race their toy cars and write their positions</p> <p>TOPIC: Shapes <u>Activities and Assignments</u> Students will observe and correlate the objects in the environment to 2D shapes. They will also do tracing of 3D shapes..</p>	<p>Oral questions and worksheets. SAMPLE QUESTIONS Q1. Write the position of each letter in the given word. T H A N K Y O U Q2. Do as directed:</p> <p></p> <p>Draw ears on the second face.</p> <ul style="list-style-type: none">• Draw a bindi on the first face.• Draw a nose on the fourth face.• Draw a beard on the third face.• Draw a pair of spectacles on the fifth face. <p>Performance in hands-on activities and discussions. SAMPLE QUESTIONS Q1. Observe the objects in your surroundings and name any two things that look like a ball, a match-box, pencil and a dice. Q2. Trace the outline of a bangle, pencil box, dice and a prism. Now identify the shapes that you get. Q3. Count and write.</p>





--	--	--

Subject	Syllabus	Assessment
E.V.S	<p>Topic – clothes we wear</p>  <p>Subtopic – Clothes of different seasons (Summer, Winter, rainy, uniforms, costumes, materials of clothes)</p>  <p>Activities and Assignments</p> <p>Project work Make your own fashion magazine or cloth catalogue. Use old news papers, magazines and paste the pictures of clothes you will love to wear</p> <p>Notebook Answer in one word –</p>	<p>Oral Assessment</p> <p>True/ false</p> <ol style="list-style-type: none"> 1.We wear cotton clothes during Winter. 2.People who do the same kind of work wear uniforms. 3.Dancers and actors wear costumes. 4.We get leather from the fur on the sheep's body. 5. wool is used to make jackets, belts and shoes.



BAL BHARATI PUBLIC SCHOOL, PITAMPURA

Q-1 which clothes keep us cool?

Q-2 what type of clothes do we wear in winters?

Q-3 What do we wear in rainy season to keep our feet dry?

Oral Assessment

Fill in the blanks

1. We have _____ in the morning.

2. _____ helps to digest the food.

3. We get fruits from _____

4. We get milk from _____ and _____.

Topic- Food we eat



Sub topic –

Importance of food

Types of meals

Sources of food

Good food habits

Activities and Assignments

Project work Paste pictures of any two food items you eat during breakfast, lunch and dinner.



BAL BHARATI PUBLIC SCHOOL, PITAMPURA

In the kitchen

Learn to make nimbu pani (lemonade)
Take help of your parents to collect the material



September



Subject	Syllabus	Assessment
English	<p>TOPIC:</p> <ul style="list-style-type: none">* <u>Grammar</u> Genders* <u>Lesson-6</u> I want a garden Reading, New words, Spell check, Book exercises* <u>Grammar</u> Singular /Plural (by adding s,es)* <u>Workbook</u> Pgs -20,21, 37(C4.),38* <u>Story time -Panorama</u> # King Midas #The Greedy mouse	<p>Read the text with correct pronunciation.</p> <p>Goggle quiz using Goggle forms</p> <p>Recitation</p>



BAL BHARATI PUBLIC SCHOOL, PITAMPURA

SUBTOPIC :

Reading of the lesson and discussion

New words

Text book exercises

Spell Check

Distinguish

between

masculine(male)

and

feminine(female)

gender.

Activities and Assignments

Role play

(entire class participation)

“Welcome to my own Garden”

(Gardening tools DIY)



(Art integrated activity)

- Picture Cube activity



The teacher will take any cardboard/plastic box and put



BAL BHARATI PUBLIC SCHOOL, PITAMPURA

8 chits in the box.

- 4 chits with Singular drawings and 4 chits with Plural drawings.

- The teacher will shake the box and take out a chit

- The students will recognize(Singular/ Plural form) and draw under the proper heading. Other form(singular/plural) will be drawn and written too.

Subject	Syllabus	Assessment
Hindi	<p>एक नाम और (समान अर्थ वाले शब्द) समान अर्थ वाले शब्दों की पहचान कराना</p> <p>पाठ्यपुस्तक पाठ - 7 परेश और बेला - मात्रा सम्बंधित शब्द - पाठ का अभ्यास कार्य</p> <p>शिक्षण बिंदु संस्कृति प्रेम</p> <p>आओ खुशी मनाएँ</p> <p>ज्ञान सुधा कहानी – 6</p> <p>Activities and Assignments</p>	<p>चित्रों को देख कर उनके दो-दो नाम बताना</p> <p>पाठ से मात्रा सम्बंधित शब्दों तथा वाक्यों की मौखिक पुनरावृत्ति</p>



BAL BHARATI PUBLIC SCHOOL, PITAMPURA


चित्र देखकर त्योहारों के नाम लिखना और मात्राओं को पहचानना

Subject	Syllabus	Assessment
Maths	<p>TOPIC: Patterns Activities and Assignments Students will be asked to create their own patterns with the objects available in the surroundings</p> <p>TOPIC: Numbers from 1-100 SUBTOPICS :</p> <ul style="list-style-type: none"> Counting in groups of tens Number names Greater and smaller number Before, after, between Reverse counting Ascending and Descending order <p>Activities and Assignments</p> <ul style="list-style-type: none"> Students will be shown the bundles of tens and ones and they will tell the numbers and their number names. Students will be asked to show a given number using arrow cards. Forming greatest and smallest two-digit numbers with number cards. Riddles related to the concept of before, between and after will be asked. 	<p>Performance in hands-on activities and discussions. SAMPLE QUESTIONS Q1. Complete the pattern. 5, 10, 15, —, —, —, — Aa, Bb, Cc, —, —, —</p> <p>Oral response, participation in hands-on activities, performance in class assignments SAMPLE QUESTIONS Q1. Put the sign ($< = >$) Q2. How many tens are there in 70? Q3. Complete the series. 55, 54, 53, —, —, — Q4. Arrange the given numbers in ascending/ descending order. 34, 80, 19, 55, 76</p>



BAL BHARATI PUBLIC SCHOOL, PITAMPURA

	<ul style="list-style-type: none"> Counting in reverse order will be asked at random. <p>Students will mark the position of numbers on the number line.</p>	
--	--	--

Subject	Syllabus	Assessment
E.V.S	<p>Topic- Safety rules</p> <p>Activities and Assignments</p> <p>Experiential learning</p> <p>Activity related to the safety practices –</p> <p>Time to tidy up activity – Discussion with children on what happen when trash left in play areas or at the bottom of the slide children will be asked to create a trash bag and have a tidy up time.</p>  <p>The poem time</p> <p>“The wheels of the bus go round and round”</p> <p>A talk about safety devices</p> <p>Use of first aid box.</p> <p>Good touch bad touch workshop for kids and parents</p>	<p>True/ False</p> <p>1.We should play with fire. _____</p> <p>2.We should not play with electrical switches. _____</p> <p>3. We should play in the stairs. _____</p> <p>4. Always walk on the footpath _____.</p> <p>5. Always use zebra crossing. _____</p>



BAL BHARATI PUBLIC SCHOOL, PITAMPURA

Importance of sun safety can be discussed. Children make shady tents using rope and old bed sheets and can invite their siblings and parents in the tent.

Topic- My family

Sub topic –

Small family

Big family

Joint family

Activities and Assignments

Art integration-

Project work

Make your own popsicle stick family and paste it in project file.



Notebook work

A write the names of your family members

1. Grandfather-

2. Grandmother-

3. Father-

4. mother-

5. sibling-

Name the type of family

1. Parent and one or two children

2. Parent and more than two children _____

3. Parents and Grand Parents and uncle and aunt _____