



TOPIC-TIME







NAME - _____ CLASS III/ SEC ____ DATE -18/01/2021 - 22/01/2021

Learning outcomes: -

Each child will be able to-

- read and write the given time.
- revise all the concepts done in the chapter.

Q1. Draw the hands on the clocks to show the given time:

<p>a</p> <p>35 minutes past 2</p> 	<p>b</p> <p>20 minutes past 12</p> 	<p>c</p> <p>45 minutes past 1</p> 
<p>d</p> <p>10 minutes past 9</p> 	<p>e</p> <p>55 minutes past 3</p> 	<p>f</p> <p>25 minutes past 9</p> 

Q2. Complete the following table:

<i>S.NO.</i>	<i>DIGITAL TIME</i>	<i>TIME USING PAST</i>
A	6:25	
B		12 minutes past 2
C		55 minutes past 11
D	03:50	
E		05 minutes past 7
F	01:10	
G		26 minutes past 9
H	12:20	

Links for the better understanding of the topic:

[Click on this](#)

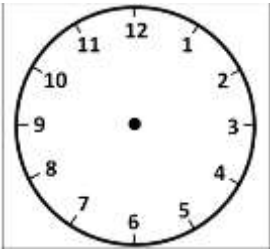
[Click on this](#)

Revision

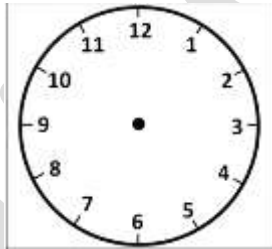
Q1. Fill in the blanks:

- There are _____ minutes in an hour.
- The hour hand takes _____ rounds of a clock in a day.
- The longest hand of the clock is called _____.
- There are _____ minutes between two consecutive numbers in a clock.
- There are _____ hours in a day.

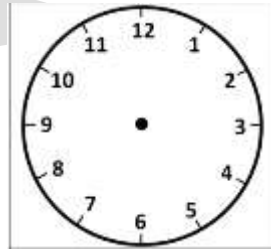
Q2. Draw the hands of the clock for the given time:



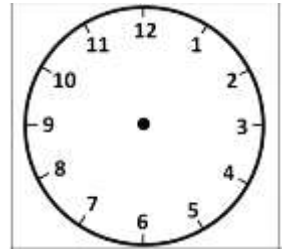
8:00



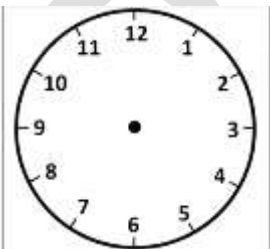
5:30



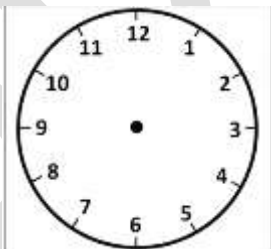
3:15



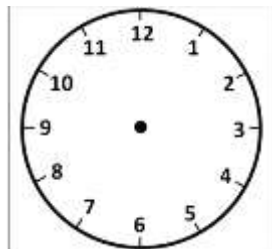
7:25



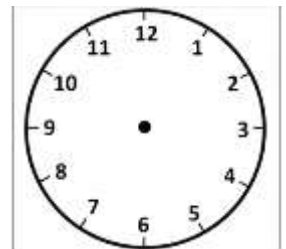
Half Past 1



10 O'clock

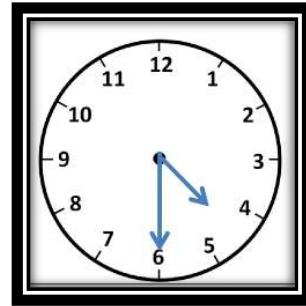
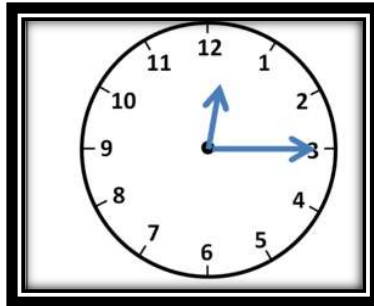
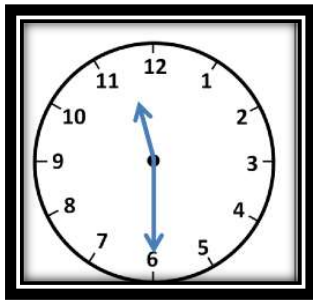




Quarter past 9



40 min Past 11

Q3. Write the time in both words and figures:





ACTIVITY TIME

The students will paste the small coloured cut-outs of clocks without hands in their notebooks. Then they will draw the hands of the clocks on their own for the given timings.