



BAL BHARATI PUBLIC SCHOOL, PITAMPURA

07.12.20 to 11.12.20

Class I

Greetings students,

“Sometimes we’re tested not to show our weaknesses, but to discover our strengths.”

Let’s learn some amazing things together.



be the
BEST
version
of ★you

Subject covered : English



Each child will be able to :

- do objective type exercises related to adjectives and Nouns.

ASSIGNMENT -

- ✚ Complete Pg 36 and Ex.C2 and C3 on Pg 37 of the English Workbook.

(The pages have been attached in this PDF for your reference pg:2)

- ✚ Complete Pg 39 and Ex.D3 on Pg 40 as **Revision of Naming words and Describing words** of the English workbook.

(The pages have been attached in this PDF for your reference)



REVISION!

WORKSHEET 3

Grammar

C1. Tick (✓) the correct describing words.

1. This is a _____ ball.

a. square

b. round

2. That is a _____ elephant.

a. big

b. pink

3. These are _____ cherries.

a. red

b. blue

4. Dad bought me a _____ ice cream.

a. chocolate

b. wild

5. There is a _____ monkey on the tree.

a. red

b. naughty



C2. Read the poem and circle the describing words.

I saw a tiger in the circus.

It was a yellow tiger.

It was a wild, yellow tiger.

It was a big, wild, yellow tiger.

It was an angry, big, wild, yellow tiger.

I asked mummy, 'Why is the big, wild, Yellow tiger angry?'

Mummy said, 'It's just hungry'.

Can you describe the tiger?

It was a big, _____, _____, _____ tiger.

C3. Describe the words given below.

1. _____ cake

2. _____ girls

3. _____ boys

4. _____ ice creams


5. _____ chocolate

6. _____ candles

C4. A naming word sometimes names only one person, place, animal, or thing.



girl



box

When the number of people, animal, place or thing is more than one, the naming word ends with **s** or **es**.

WORKSHEET 4

Writing

Revision

D1. Fill in the blanks.

1. This is a _____ dog.

It has a _____ tail.

It has _____ eyes.



2. This is a _____ horse.

It has a _____ tail.

It has _____ legs.



3. That is _____ house.

It has a _____ door.

It has a _____ roof.



D2. Fill in the blanks with details about your favourite festival.

1. My favourite festival is _____.

2. It is the festival of _____.

3. I wear _____ on this day.

4. My parents give me _____.

5. I eat _____ and have a lot of fun!

D3. Your birthday is next month. Describe the cake you want for your birthday.

Shape _____

Flavour _____

Size _____

D4. Read these sentences.

- I have a pet cat.
- Romi loves to play cricket.

We begin a sentence with a big or capital letter. At the end, we put a little dot called the full stop.

Rewrite these sentences with capital letters and full stops

1. that is my pencil

2. my mother is a nurse

3. we drink milk

4. i have a pink balloon

5. the lion is in his den





BAL BHARATI PUBLIC SCHOOL, PITAMPURA

07.12.20 to 11.12.20

Class I

Greetings students,

“Trust the timing of your life.”

Let's have fun and learn to recite a poem.

Subject covered : English



Each child will be able to :

- recite the poem with actions.
- draw a kite and describe it.

ASSIGNMENT -

- ✚ Learn to recite the **Poem-Two kites** with actions.

(The page has been attached in this PDF for your reference pg:2)




- ✚ Complete Pg 67 of the English Main coursebook.

(The page has been attached in this PDF for your reference)

- ✚ Draw and complete the worksheet neatly in the English notebook.

(The page has been attached in this PDF for your reference)



Choose
HAPPY

8 Two Kites


Which festival does kite fly remind you of?

🎧 Two kites,
Red and white,
In a sky so blue.

Two kites,
Red and white,
On and on they flew.

The golden sun,
Watched the fun,
Clouds watched it too.

Boys clapped,
And birds flapped,
The breeze blew and blew.



New Words

on and on

watched

flapped

breeze

(here) kept going

looked at

moved its wings quickly

a gentle wind


Grammar

C1. Fill in the blanks using these describing words.

bright colourful happy sharp



1. A _____ girl.



2. A _____ knife.



3. A _____ sun.




4. A _____ rainbow.

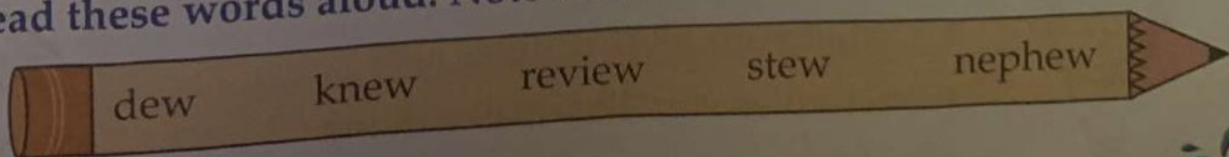
C2. Underline the describing words in these sentences.

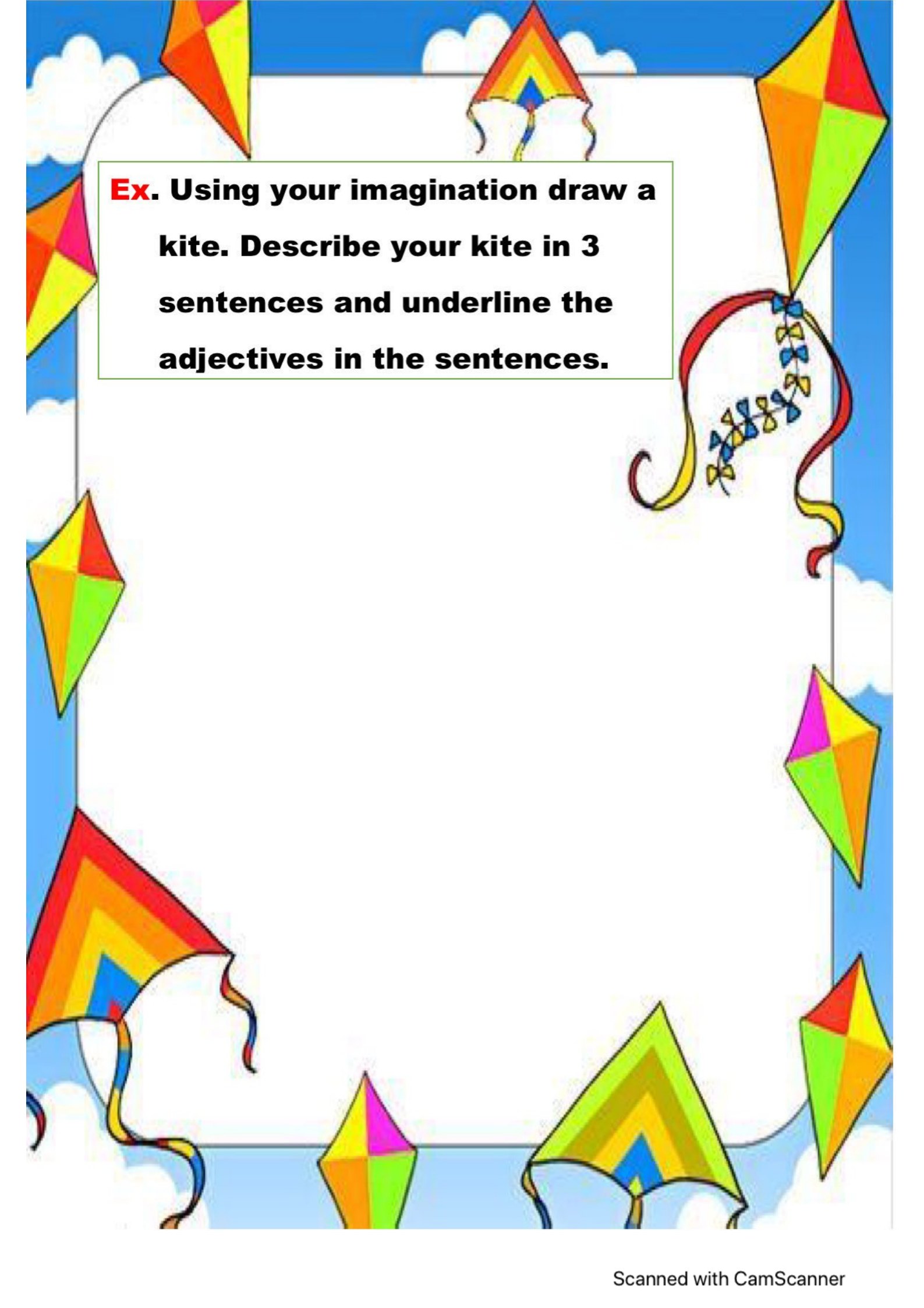
1. I need a ruler to draw a straight line.
2. The end of a needle is pointed.
3. This postage stamp is sticky.
4. It is not easy to drive on a steep road.
5. My dog is very intelligent.
6. My teacher wears thick glasses.



Pronunciation

D1. Read these words aloud. Note how ew sounds same as the letter U. 





Ex. Using your imagination draw a kite. Describe your kite in 3 sentences and underline the adjectives in the sentences.



BAL BHARATI PUBLIC SCHOOL, PITAMPURA

07.12.20 to 11.12.20

Class I

Greetings students,

“Always remember

All we have is NOW.”

Let's learn new things together.



Subject covered : English



Each child will be able to :

- read the poem and answer the objective type questions independently.
- read the words aloud and identify the words with long and short sounds.

ASSIGNMENT -



✚ Complete **Theme 2 –Worksheet 1 (Pages 12 to 16)** of the English Workbook.

(The pages have been attached in this PDF for your reference)

Theme 2

WORKSHEET 1

Poetry

A1. Read the poem and answer the questions that follow.



Yummy yup yummy yup
Flakes and milk from a glass cup
Flakes and milk in cool breeze
Flakes and milk in the lawn green
Flakes and milk with a bright golden spoon
Made up of a piece of the shining sun
Gives me strength to walk and run
Yummy yup yummy yup

The poem is about a child who is being fed by her mother. In the poem, the child is made aware about the things around her that she sees in nature.

Tick (✓) the most suitable answer.

1. Who is feeding the child?

- a. the father
- b. the mother
- c. the sister
- d. the brother

2. What is the child eating?

- a. cornflakes and milk
- b. banana and milk
- c. vegetable and chapatti
- d. toffees and cakes

3. The cup is made up of

- a. steel.
- b. glass.
- c. wood.
- d. plastic.

4. The golden spoon shines like

- a. moon.

b. star

c. sun

d. bulb

A2. Pick out two pairs of rhyming words from the poem.

1. _____

2. _____

A3. Look at the picture and make a list of things that nature has given us.



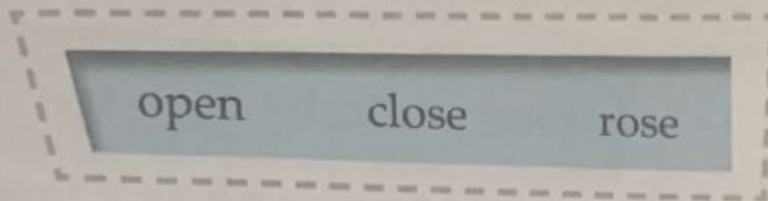
1. _____

3. _____

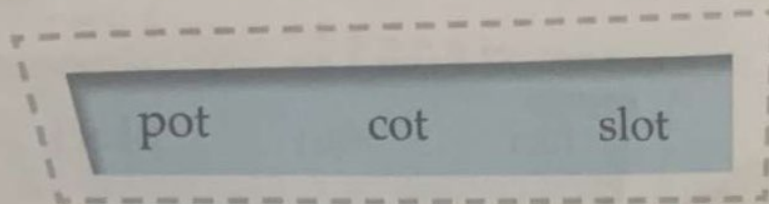
2. _____

4. _____

A4. Read these words aloud.

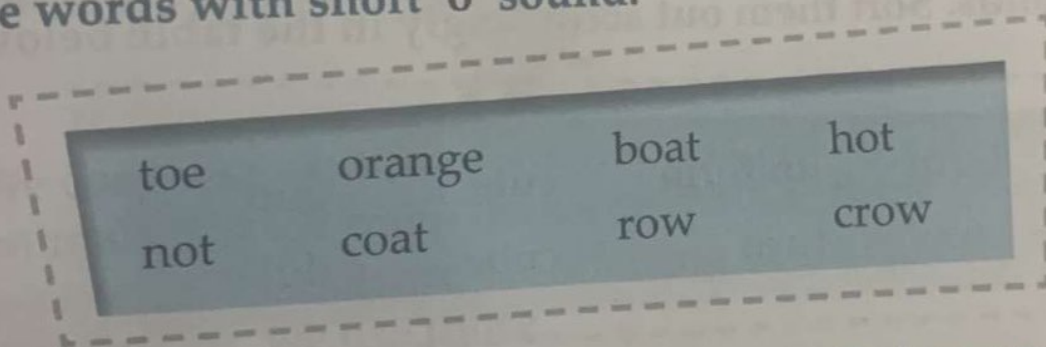


Now, read these words aloud.



The sound of the vowel 'o' in the words in the first list is the same as the sound of the letter 'o'. These are called **long sounds**. The words in the second list have short 'o' sounds.

Circle the words that have long 'o' sound and underline the words with short 'o' sound.



A5. Look at the pictures and match them to their names. Write 'L' for long sounds and 'S' for short sounds.



CROW



LOG



FROG



DOG



ROPE

A6. Read these words aloud.

tube cube use

Now, read these words aloud.

fun sun pluck

The sound of the vowel 'u' in the first list is longer than vowel used in second list. Thus, the first list has long 'u' sounds and the second list has short 'u' sounds.

The words given below are a mix of long 'u' and short sounds. Sort them out accordingly in the table below.

burn uniform cute gun
sun turn cube duke

Short 'U'	Long 'U'
1.	1.
2.	2.
3.	3.
4.	4.