



# **BAL BHARATI PUBLIC SCHOOL, PITAMPURA**

**09.11.20 to 13.11.20 (MATHS)**

Dear Students,

*Greetings !!*

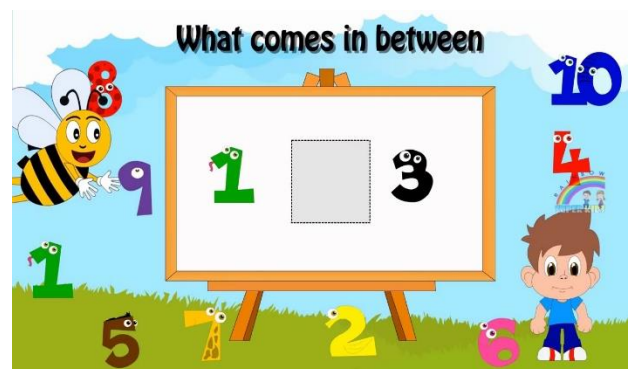

*Let's revise and practice the concepts done previously.*



**LEARNING OUTCOMES** – Each child will be able to:

- recall and revise the concept of comparison of numbers.
- arrange the numbers in ascending and descending order.
- Identify the numbers that come before/after/between the given numbers.

**ASSIGNMENT**– **Revision**



**✚ Paste the worksheets in your Maths notebook.**

*\*The worksheets have been attached in this PDF for your reference.*



# BAL BHARATI PUBLIC SCHOOL, PITAMPURA

## WORKSHEET

### COMPARISON OF NUMBERS

1. Colour if correct.

$83 < 94$

$60 > 61$

$79 < 80$

$65 = 65$

$71 = 91$

$83 < 50$




$70 > 69$

$80 < 81$



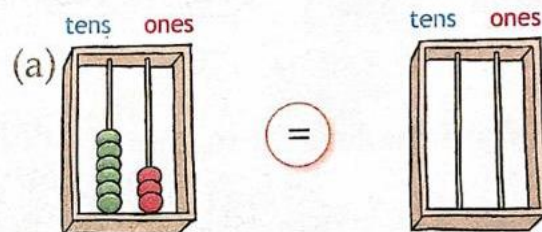
$73 < 70$

$93 = 93$

2. Write  $<$  or  $>$ .



3. Draw beads.



4. Write as shown.

(a) hundred  $>$  ninety-five

(b)  $>$  eighty-four

(c)  $<$  hundred

(d)  $<$  seventy-nine

(e)  $>$  sixty-three

(f)  $<$  fifty



# BAL BHARATI PUBLIC SCHOOL, PITAMPURA

## WORKSHEET

### ASCENDING AND DESCENDING ORDER

Read the given numbers carefully and arrange them in ascending and descending order

59	70	65	21	44
----	----	----	----	----

Ascending Order \_\_\_\_\_

Descending Order \_\_\_\_\_

22	44	1	10	11
----	----	---	----	----

Ascending Order \_\_\_\_\_

Descending Order \_\_\_\_\_

83	24	19	89	42
----	----	----	----	----

Ascending Order \_\_\_\_\_

Descending Order \_\_\_\_\_



# BAL BHARATI PUBLIC SCHOOL, PITAMPURA

## WORKSHEET

### BEFORE, AFTER AND BETWEEN

Fill in the missing numbers that come before after or between the numbers shown.

23, \_\_\_\_\_, 25



\_\_\_\_\_, 60, 61

38, 39, \_\_\_\_\_

\_\_\_\_\_, 12, 13

19, \_\_\_\_\_, 21

\_\_\_\_\_, 55, \_\_\_\_\_

46, 47, \_\_\_\_\_



89, \_\_\_\_\_, 91