



BAL BHARATI PUBLIC SCHOOL, PITAMPURA

26.10.20 to 30.10.20 (MATHS)

Dear Students,

*Education is the most powerful weapon
which you can use to change the world.*

Let's practice the previous concept done.



LEARNING OUTCOMES – Each child will be able to:

- write random counting in reverse order.

ASSIGNMENT– **Counting Backwards**



✚ Do page 84 in your Maths book.

**The page has been attached in this PDF for your reference.*

✚ Do the work on the topic 'Random back counting' in your Maths notebook.


**The work page has been attached in this PDF for your reference.*

✚ **HOMEWORK**- Do the work on the topic 'Complete counting backwards' in your Maths notebook.

**The work page has been attached in this PDF for your reference.*

Let's Try

Fill in the blanks by counting backwards.





Dt.10.20


Pg. No.

Ch-8

Random back counting

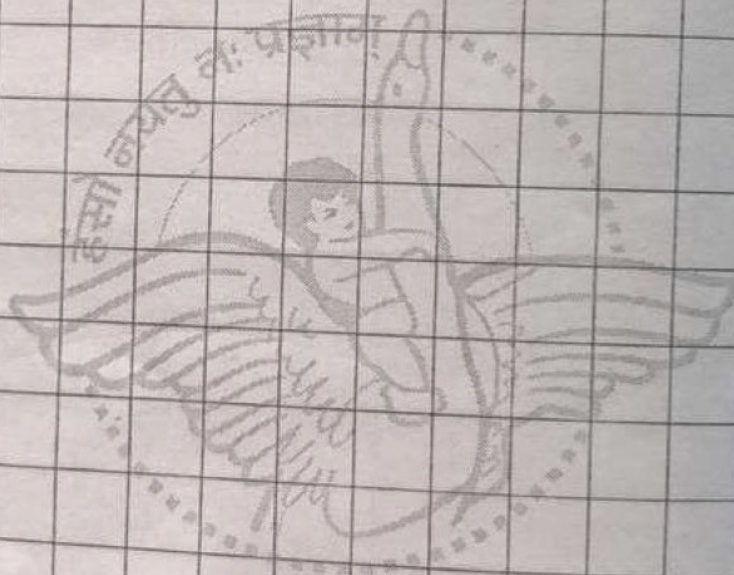
a 66 to 51

TO . TO



b 100 to 86

TO . TO



Ch-8

Complete, counting backwards.

1 70, 69, _____

2 44, 43, _____

3 85, 84, _____

4 100, 99, _____

5 51, 50, _____



BAL BHARATI PUBLIC SCHOOL, PITAMPURA

26.10.20 to 30.10.20 (MATHS)

Dear Students,

Greetings for the day !!

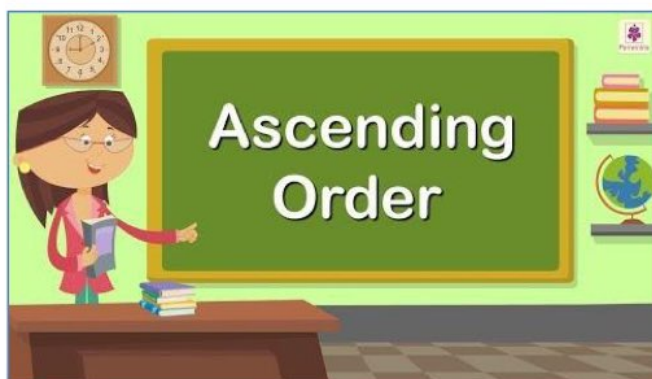
Hope you are doing great. Here is your learning task for today.



LEARNING OUTCOMES – Each child will be able to:

- arrange the given sets of numbers in ascending order.

ASSIGNMENT– **Ascending Order**



- ✚ Watch the video. *“Parents please open the link provided and show the content to the kids.”*

LINK- <https://www.youtube.com/watch?v=jWBqlsSb63w&feature=youtu.be>

- ✚ Do page number 85 in the Maths book.

**The page has been attached in this PDF for your reference.*

- ✚ **HOMEWORK-** Do the work on the topic ‘Ascending order’ in your Maths notebook.

**The work page has been attached in this PDF for your reference.*

Let's Try



Ascend means to go up.

Write the numbers in ascending order:

a

45	63	25	15	15	25	45	63
----	----	----	----	----	----	----	----

b

33	45	67	72				
----	----	----	----	--	--	--	--

c

86	35	48	96				
----	----	----	----	--	--	--	--

d

98	33	45	62				
----	----	----	----	--	--	--	--

e

58	85	65	75				
----	----	----	----	--	--	--	--

f

55	89	42	11				
----	----	----	----	--	--	--	--

g

85	67	72	11				
----	----	----	----	--	--	--	--

h

92	83	71	18				
----	----	----	----	--	--	--	--

ch - 8

Ascending order

Arrange the numbers

1. 24, 52, 38, 41

Ans

2. 65, 71, 29, 47

Ans

3. 85, 82, 89, 86

Ans

4. 74, 94, 54, 84

Ans

5. 33, 11, 66, 88

Ans

Teacher's Sign.



BAL BHARATI PUBLIC SCHOOL, PITAMPURA

26.10.20 to 30.10.20 (MATHS)

Dear Students,

It's a new day to learn and a new day to grow smarter.


Here is your learning task for today.



LEARNING OUTCOMES – Each child will be able to:

- arrange the given sets of numbers in descending order.

ASSIGNMENT– **Descending Order**



- ✚ Watch the video. *“Parents please open the link provided and show the content to the kids.”*

LINK- <https://www.youtube.com/watch?v=coj4Wt6XZ7U&feature=youtu.be>

- ✚ Do page number 86 in the Maths book.

**The page has been attached in this PDF for your reference.*

- ✚ **HOMEWORK-** Do the work on the topic ‘Descending order’ in your Maths notebook.

**The work page has been attached in this PDF for your reference.*

Let's Try



Descend means to come down.

Arrange the numbers in descending order.

a	15	21	35	53	53	35	21	15
b	49	68	63	94				
c	75	50	74	57				
d	38	24	83	42				
e	63	69	96	36				
f	17	70	77	7				
g	82	88	28	48				
h	95	91	97	92				

Ch - 8
Descending order

Arrange the numbers

1. 19, 35, 26, 17

Ans _____

2. 45, 59, 37, 31

Ans _____

3. 70, 69, 96, 17

Ans _____

4. 58, 99, 85, 79

Ans _____

5. 76, 83, 38, 67

Ans _____