



BAL BHARATI PUBLIC SCHOOL, PITAMPURA

12.10.20 to 16.10.20

Greetings students,

“Keep looking up....

There may be a rainbow waiting

for you ”

Let's learn to read,write,create and have fun.



Subject covered : English

Learning Objectives

Each pupil will be able to :

- distinguish between singular and plural words.
- identify singular and plural naming words.



ASSIGNMENT -

- ✚ Complete the Grammar section on Pg.51 in English Main Course book. *(The pages have been attached in this PDF for your reference pg:2)*
- ✚ Complete the worksheet neatly in the English notebook. *(The worksheet has been attached in this PDF for your reference pg:4)*



Grammar


C1. Look at these picture pairs. When naming words change from one to many, what is added to them?




one book



many books



one box



many boxes



one girl



many girls



one tomato



many tomatoes

Naming words change from one to many by adding **-s** or **-es**.
For example, boys, dogs, horses and buses.

C2. Fill in the blanks.

1. One balloon; many _____.
2. One dish; many _____.
3. One brush; many _____.
4. One flower; many _____.
5. One kiss; many _____.



C3. Do all the naming words add -s or -es when they change from one to many? Find out how these naming words change from one to many.



1. foot



2. mouse



3. man



4. sheep



5. deer



BAL BHARATI PUBLIC SCHOOL, PITAMPURA

NAME: _____ CLASS: _____ DATE: _____

ENGLISH

✚ Do the worksheet in the English notebook .



Singular/Plural

❖ **Special Plural form** :

Singular
(one)

Plural
(many)

1.

man



men



2.

woman

women

3.

child



children



4.

mouse

mice

5.

ox



oxen



6.

foot

feet

7.

tooth



teeth



Some Naming words have the same singular and plural form.



1. deer



deer



2. hair

hair

3. fish



fish



4. news

news

5. sheep



sheep



Revise the words



BAL BHARATI PUBLIC SCHOOL, PITAMPURA

12.10.20 to 16.10.20

Greetings students,

***“ Always remember
You are the hero of
your own story”***

Let us learn new things today.




Subject covered : English

Learning Objectives

Each child will be able to :

- use the suffix -s and -es correctly.



ASSIGNMENT -

- ✚ Complete Ex. C4 on Pg 37 and pg 38 in English Workbook.
(The pages have been attached in this PDF for your reference pg:2)

- ✚ Complete the worksheet neatly in the English notebook.
(The worksheet has been attached in this PDF for your reference pg:4)



C2. Read the poem and circle the describing words.

I saw a tiger in the circus.

It was a yellow tiger.

It was a wild, yellow tiger.

It was a big, wild, yellow tiger.

It was an angry, big, wild, yellow tiger.

I asked mummy, 'Why is the big, wild, Yellow tiger angry?'

Mummy said, 'It's just hungry'.

Can you describe the tiger?

It was a big, _____, _____, _____ tiger.

C3. Describe the words given below.

1. _____ cake

2. _____ girls

3. _____ boys

4. _____ ice creams


5. _____ chocolate

6. _____ candles

C4. A naming word sometimes names only one person, place, animal, or thing.



girl



box

When the number of people, animal, place or thing is more than one, the naming word ends with **s** or **es**.



Girls









Boxes

Read the table and note how the words differ in the two columns.

One	Many
cat	cats
car	cars
box	boxes
watch	watches

Look at the pictures. Fill in the blanks with words from the box.

dogs ants cats
 bananas mangoes baby

- 1. one _____  2. two _____ 
- 3. three _____  4. four _____ 
- 5. five _____  6. six _____ 



BAL BHARATI PUBLIC SCHOOL, PITAMPURA

NAME: _____ CLASS: _____ DATE: _____

ENGLISH



✚ Do the worksheet in the English notebook .

Q1. Change into plural and write in the blank :

a) Many _____ are playing. (child)



b) The _____ are red. (tomato)

c) Do not push the _____. (chair)



d) Keep the _____ here. (dish)

Q2. Change into plural and rewrite the sentence:

a) The **mango** fell from the **tree**.



Ans: _____ .

b) The **pencil** is red in colour.



Ans: _____ .



BAL BHARATI PUBLIC SCHOOL, PITAMPURA

12.10.20 to 16.10.20

Dear students,

***“ Nothing is impossible,
the word itself says I’m possible ”***

Today we have a lot of fun things to draw and learn.



Subject covered : English

Learning Objectives



Each child will be able to :

- read ,write and draw the Singular and plural nouns.

ASSIGNMENT -



- ✚ Draw the format and enjoy doing the picture cube activity in the English notebook with the teacher during the class.

*(The format has been attached in this PDF for your reference
pg:2)*

Picture cube activity

Singular

Plural

1.

2.

3.

Teacher's Sign.

Singular

Plural

4

5

6

Singular

Plural

7.

8.

Teacher's Sign.