



# **BAL BHARATI PUBLIC SCHOOL, PITAMPURA**

**02.11.20 TO 06.11.20**

Dear students,

**“ ALWAYS-**

**Dream ! Hope ! Believe ! Try !”**

Let's make our day productive with new learnings.



**Subject covered : English**



*Learning Objectives*



Each learner will be able to :

- respond to the text based exercises in writing.
- draw Holi scene in the notebook.

**ASSIGNMENT -**



- ✚ Read and complete the following book exercises of L-7 (Holi Splash).

**Ex A1 to A4 ,D1 to F2**

*(The pages have been attached in this PDF for your reference pg:2)*

- ✚ Draw “Holi scene” neatly in the English notebook.



**Rachit:** I think I should colour you first. Ha-ha. Oh! Ouch!  
(Rachit runs towards Kriti with his water gun. But a water balloon comes and hits Rachit in the face.)

**Kriti:** Ha-ha! It was Samar's balloon.

**Rachit:** Let us go down and teach him a lesson.



## New Words

duck

to lower head and body quickly

gulaal

powder colour used to play Holi

chemicals

artificial substances

## Comprehension

A1. Match these questions with the correct answers.

1. Who is Kriti's brother?
2. Who wet Raj with his water gun?
3. Who is afraid that Holi colours will make the skin itchy?
4. Who is running after Samar?
5. Whose water balloon hit Rachit?

a. Rohit

b. Kriti

c. Rachit

d. Samar

e. Seema

**A2. Answer in one word.**

1. Which festival are Rachit and Kriti celebrating?
2. Where were Rachit and his sister Kriti standing?
3. What does Rachit and Kriti's mother make?
4. What are not present in natural colours?


---

---


---

---


**A3. Tick (✓) the things that are natural.**




a.



b.



c.



d.

**A4. Discuss.**

Do you know why Holi is celebrated? Find out the story behind the festival of Holi? Talk about it in the class.

## Vocabulary

**B1. Match the opposites of these words used in the chapter.**

1. ugly

2. dry

3. clean

4. harmful

a. safe

b. dirty

c. beautiful

d. wet

**B2. Find and circle words that talk about the things we do with water. Take hint from the pictures. One has been done for you.**

C2. Underline the describing words.

Monster under Your Bed

My face is **purple**.

My tongue is **red**.

I am a monster under your bed.

My eyes are **yellow**.

My beard is **round**.

I come out when you are sleeping sound.

My tongue is **long**.

My face is **square**.

I have ears in a pair

The night is **dark**.






The day is **bright**.

I disappear when you switch on the light.



**Pronunciation**


D1. Look at these pictures. Say the name of the thing in each picture aloud. Circle the picture in the name of which vowel e sounds same as in sheet.



## D2. Underline the correct answer.

1. I live on this **sheep** / **sweet** / **street**.
2. An **eel** / **sheep** / **bee** crawls on the ground.
3. There is a pink **sweep** / **sheet** / **steer** on my bed.
4. The lollipop was very **green** / **sweet** / **steel**.
5. I use a broom to **sleep** / **sheet** / **sweep** the floor.
6. The cat did not want to **feel** / **meet** / **greet** a dog in the park.

## Listening and Speaking

 E1. Listen to the audio and match the following.

1. Christmas tree

2. leaves

3. lights

4. star

5. presents

a. yellow, blue and red

b. round, square and rectangular

c. tall and green

d. shiny and golden


e. long and sharp

E2. What do you think is happening in these pictures? What are the children doing? Say a few lines to describe each picture.



# Composition

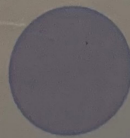
F1. Draw any object of rectangle, square, triangle or a circle shape. Colour it with any colour of your choice.



F2. Write any three sentences about the things you have drawn.

Write about

- what you have drawn
- the shape of the object
- colours you have used





# **BAL BHARATI PUBLIC SCHOOL, PITAMPURA**

**02.11.20 TO 06.11.20**

Greetings students,

***“Don’t talk, just act !***

***Don’t say, just show !***

***Don’t promise , just prove !”***

Let’s make a promise to ourself today to learn each day.



**Subject covered : English**

Learning  
Objectives



Each child will be able to :

- enhance the writing and comprehension skills.
- read and write new words from the lesson.

**ASSIGNMENT -**



- ✚ Complete the worksheet neatly in the **English notebook**.  
(*The worksheet has been attached in this PDF for your reference pg:2*)

- ✚ Learn and revise **New words of L-7**.





**BAL BHARATI PUBLIC SCHOOL, PITAMPURA**

NAME: \_\_\_\_\_ CLASS: \_\_\_\_\_ DATE: \_\_\_\_\_

**ENGLISH**


✚ Do the worksheet in the English notebook .

**L-7**

**Holi Splash**



**Ex. Fill in the blanks using the help box:**

 **HELP BOX**

water gun      Kriti      bag      new

running      red      natural

1. \_\_\_\_\_ is Rachit's sister.

2. Rohit wet Raj with his \_\_\_\_\_ .



3. Seema is \_\_\_\_\_ after Samar.

4. Samar is covered with \_\_\_\_\_ gulal.



5. Playing Holi with \_\_\_\_\_ colours is safe.

6. Kriti has a \_\_\_\_\_ full of colour .

