



BAL BHARATI PUBLIC SCHOOL, PITAMPURA

01.12.20 to 04.12.20 (MATHS)

Dear Students,

Greetings !!

Welcome to DECEMBER: the last month of the year 2020.



LEARNING OUTCOMES – Each child will be able to:

- perform single digit addition using different objects.




ASSIGNMENT– Addition




- ✚ Watch the video. *“Parents please open the link provided and show the content to the kids.”*




LINK- <https://www.youtube.com/watch?v=gf97tXwTDe0&feature=youtu.be>




$$\begin{array}{l} 1 + 1 = 2 \\ 2 + 2 = 4 \\ 4 + 4 = 8 \end{array}$$



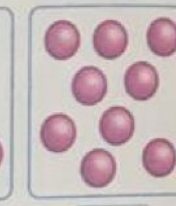
- ✚ Do page number 94 in the Maths book.
**The page has been attached in this PDF for your reference.*
- ✚ Do the work “Rhyme Time” in Maths notebook.
**The page has been attached in this PDF for your reference.*
- ✚ **NOTE:-** Refer to the video link given below and prepare the Apple Tree Game for the second online class.
LINK: https://www.youtube.com/watch?v=7_MsiZNfkk0&feature=youtu.be


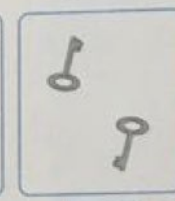

			9 + 1
<input type="text"/>	+	<input type="text"/>	= <input type="text"/>

			4 + 3
<input type="text"/>	+	<input type="text"/>	= <input type="text"/>

			7 + 2
<input type="text"/>	+	<input type="text"/>	= <input type="text"/>

			4 + 3
<input type="text"/>	+	<input type="text"/>	= <input type="text"/>

			5 + 2
<input type="text"/>	+	<input type="text"/>	= <input type="text"/>



			6 + 2
<input type="text"/>	+	<input type="text"/>	= <input type="text"/>

Let's Try


Fill in the blanks.

a  +  = 


+ =

b  + = 

+ =

c + = 

+ =

d + = 

+ =

For the Teacher

Part c and d are open ended questions. All relevant answers should be accepted.

Ch - 10

Addition

Rhyme time



 little butterflies

 fluttered through the town,

 were pink and,

 were brown,

They fluttered up and

they fluttered down

Then they fluttered

out of town. 😊

Teacher's Sign.



BAL BHARATI PUBLIC SCHOOL, PITAMPURA

01.12.20 to 04.12.20 (MATHS)

Dear Students,

Greetings !!


There is no person in the whole world like you. So be the only kind.



LEARNING OUTCOMES – Each child will be able to:

- perform single digit addition using different objects.

ASSIGNMENT– Addition



- ✚ **GAME TIME:-** Refer to the video link given below to play the Apple Tree Game.

LINK: https://www.youtube.com/watch?v=7_MsiZNfkk0&feature=youtu.be

- ✚ **Do the work in Maths notebook.**

**The page has been attached in this PDF for your reference.*


- ✚ **Paste the worksheet in your Maths notebook.**

**The worksheet has been attached in this PDF for your reference.*


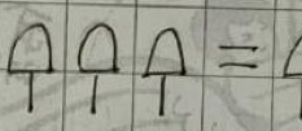
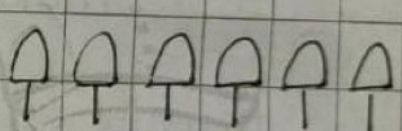
ch- 10

Addition

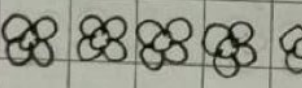

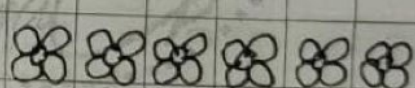
sign of addition : **+** (plus)

1.  +  = 


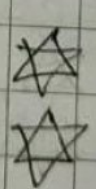
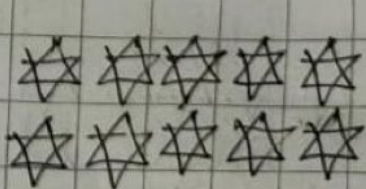
$2 + 1 = 3$

2.  +  = 

$4 + 3 = 7$

3.  +  = 

$5 + 1 = 6$

4.  +  = 

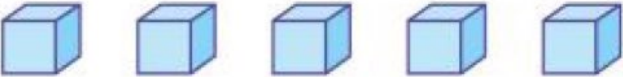



$8 + 2 = 10$











BAL BHARATI PUBLIC SCHOOL, PITAMPURA

ADDITION WORKSHEET CLASS 1

In each question, add and write the correct number of objects.

 + 	 + 
$5 + 4 = \dots\dots$	$3 + 2 = \dots\dots$

 + 	 + 
$5 + 3 = \dots\dots$	$2 + 4 = \dots\dots$

 + 	 + 
$6 + 4 = \dots\dots$	$4 + 4 = \dots\dots$



BAL BHARATI PUBLIC SCHOOL, PITAMPURA

01.12.20 to 04.12.20 (MATHS)

Dear Students,

Greetings !!

The best way to be happy is make someone happy.



LEARNING OUTCOMES – Each child will be able to:

- perform single digit addition.

ASSIGNMENT– **Addition**

- ✚ Watch the video. *“Parents please open the link provided and show the content to the kids.”*


LINK: <https://www.youtube.com/watch?v=UM-TSRPBaN0&feature=youtu.be>

- ✚ Do page number 95 in Maths book.

**The page has been attached in this PDF for your reference.*


- ✚ Do the work in your Maths notebook.

**The page has been attached in this PDF (Page 3) for your reference.*



Let's Try

Look at the picture carefully.



Count how many:

- a) 5 oranges and 4 apples = fruits
- b) 2 boys on the sea-saw and 1 girl on the swing = children
- c) 3 dogs and 4 cats = animals
- d) 7 sparrows and 3 parrots = birds
- e) 2 pears and 3 mangoes = fruits
- f) 3 adults and 5 children = people

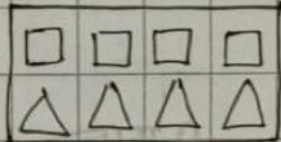
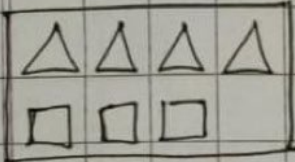
For the Teacher

Regrouping is done on the basis of some common property. For example number of apples and number of mangoes can only be added if we group them as fruits based on their common property.

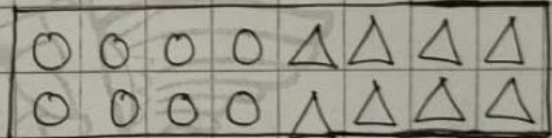
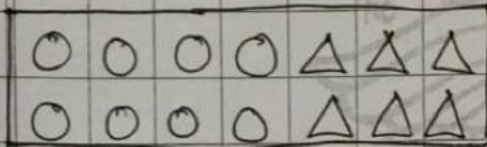
Ch-10.

Q Colour the group which shows :

1. $4 + 3 = 7$



2. $8 + 8 = 16$



3. $9 + 3 = 12$

