



BAL BHARATI PUBLIC SCHOOL, PITAMPURA

01.12.20 to 04.12.20

Greetings students,

“ Don't stop when you're tired.

STOP when you are DONE”

Let's learn something new and refresh ourselves.



Subject covered : English

Learning objectives

Each child will be able to :

- read and identify the adjectives
- find out nouns and adjectives in the sentences.
- read and write the Opposites.



ASSIGNMENT -

- ✚ Complete the worksheet in the English notebook.
(The page has been attached in this PDF for your reference pg:2)
- ✚ Complete Ex.C1 ,C2 and E2 from English Main course book.
(The page has been attached in this PDF for your reference pg:3)



BAL BHARATI PUBLIC SCHOOL, PITAMPURA

NAME: _____ CLASS: _____ DATE: _____

ENGLISH

+ Do the worksheet in the English notebook .



Describing words

Q1. **Circle the describing words** :

a) Rahul is a tall boy.



b) I live in a big house.



c) Ria plays with a pink ball.



d) Please help the old man.



e) The road is wide.



Opposite words are also describing words

Q2. **Write the opposite of the underlined word and then rewrite :**

a) Keep the bag inside.

_____ .


b) Today it is very hot.

_____ .

A2. Answer in one word.

1. Which festival are Rachit and Kriti celebrating?
2. Where were Rachit and his sister Kriti standing?
3. What does Rachit and Kriti's mother make?
4. What are not present in natural colours?

A3. Tick (✓) the things that are natural.



A4. Discuss.

Do you know why Holi is celebrated? Find out the story behind the festival of Holi? Talk about it in the class.

Vocabulary

B1. Match the opposites of these words used in the chapter.

1. ugly
2. dry
3. clean
4. harmful

- a. safe
- b. dirty
- c. beautiful
- d. wet

B2. Find and circle words that talk about the things we do with water. Take hint from the pictures. One has been done for you.



K	G	Q	I	J	Q	S	Q	H	K
G	W	B	Y	E	K	F	O	O	C
I	S	E	P	N	U	J	O	J	D
W	J	W	I	C	J	C	C	T	B
N	K	R	I	E	E	W	J	T	R
L	D	R	H	M	O	C	A	D	U
J	P	T	E	I	X	C	A	S	S
D	A	N	D	E	L	L	V	C	H
B	H	O	F	A	M	E	I	C	L
N	L	B	Y	Z	A	A	Y	A	Y

Grammar

C1. Read these lines and fill in the blanks.

I had a **little** nut tree,
And nothing would it bear,
But a **silver** nutmeg,
And a **golden** pear.

1. The tree is _____.
2. The nutmeg is _____.
3. The pear is _____.



Little, silver and **golden** are words that tell us about the tree, nutmeg and pear. Such words are called describing words. **Describing words** tell us more about people, places, animals and things.

C2. Underline the describing words.

Monster under Your Bed

My face is **purple**.

My tongue is **red**.

I am a monster under your bed.

My eyes are **yellow**.

My beard is **round**.

I come out when you are sleeping sound.

My tongue is **long**.

My face is **square**.

I have ears in a pair

The night is **dark**.


The day is **bright**.

I disappear when you switch on the light.



Pronunciation


D1. Look at these pictures. Say the name of the thing in each picture aloud. Circle the picture in the name of which vowel e sounds same as in sheet.



D2. Underline the correct answer.

1. I live on this **sheep** / **sweet** / **street**.
2. An **eel** / **sheep** / **bee** crawls on the ground.
3. There is a pink **sweep** / **sheet** / **steer** on my bed.
4. The lollipop was very **green** / **sweet** / **steel**.
5. I use a broom to **sleep** / **sheet** / **sweep** the floor.
6. The cat did not want to **feel** / **meet** / **greet** a dog in the park.

Listening and Speaking

 **E1. Listen to the audio and match the following.**

1. Christmas tree
2. leaves
3. lights
4. star
5. presents

- a. yellow, blue and red
- b. round, square and rectangular
- c. tall and green
- d. shiny and golden
- e. long and sharp

E2. What do you think is happening in these pictures? What are the children doing? Say a few lines to describe each picture.





BAL BHARATI PUBLIC SCHOOL, PITAMPURA

01.12.20 to 04.12.20

Greetings students,

“When everything seems to be going against you, Remember that the airplane takes off against the wind, not with it”



Let's revise describing words and opposites a little more.

Subject covered : English

Learning objectives



Each child will be able to :

- describe the nouns.
- write the opposite of the given words.



ASSIGNMENT -

- + Complete the worksheet in the English notebook.
(The page has been attached in this PDF for your reference pg:2)



- + Watch the CRISP module uploaded on Connected classrooms.

TOPIC : Adjectives


- + Revise **Opposites** regularly.





NAME: _____ CLASS: _____ DATE: _____

ENGLISH



+ Do the worksheet in the English notebook .

Describing words

Q1. Read the given sentences carefully. Circle the Nouns and underline the Adjectives(Describing words) :

a) Monu is a lazy monkey.



b) Honey is sweet.



c) I have a blue pencil.



d) Rita is very helpful.



e) My room is clean.



f) Give me a soft pillow.



g) An elephant has a tiny tail.



h) Rohan is intelligent.



Opposite words are also
describing words



Q2. Write the opposites of the given words:

a) come

b) empty

c) soft

d) hot

Describe me

Q3. Write 3 words that describe each picture –

a)



ice-cream

b)



tree



BAL BHARATI PUBLIC SCHOOL, PITAMPURA

01.12.20 to 04.12.20

Greetings students,

***“Remember -You are Powerful,
beautiful, brilliant and brave”***

Let's learn something new today.

Subject covered : English



Learning objectives

Each child will be able to :

- identify the describing words from a given set of words
- read and write the Opposites.



ASSIGNMENT -

✚ Complete Pgs 33,34 and 35 of the English Workbook.
(The page has been attached in this PDF for your reference pg:2)

✚ Revise word of the day regularly.




WORD
of the
DAY

WORKSHEET 2

Grammar

B1. Look at the pictures and read the sentences.

A rose is red.



A **small** fish was in the bowl.



I have **three** books.



The giraffe has a **long** neck.



The words **red**, **small**, **three** and **long** describe the nouns rose, fish, books and giraffe. A word that describes a person, a place, an animal or a thing is known as a **describing word**.

Look at the pictures and tick (✓) the correct describing word in each sentence.

1. The sunflower is _____ in colour.

a. red

b. yellow

c. green

d. silver



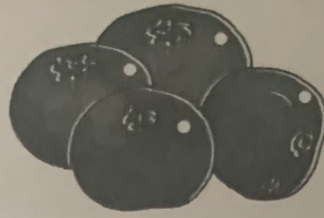
2. These tomatoes are _____ in colour.

a. orange

b. red

c. brown

d. yellow



3. These trees are _____ in colour.

a. green

b. pink

c. orange

d. black




4. The sun is _____ in colour.

a. green

b. pink

c. brown

d. yellow




5. The carrot is _____ in colour.

a. white

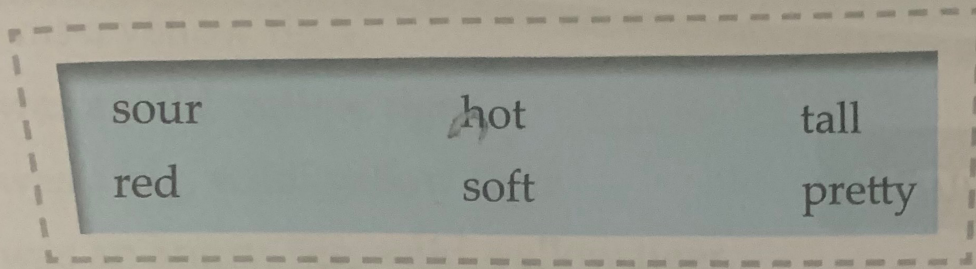
b. yellow

c. green

d. red

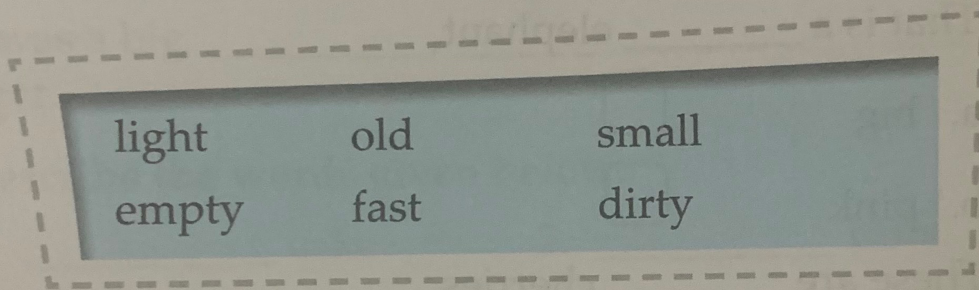


B2. Fill in the blanks with correct describing words from the box.



1. a _____ apple
2. a _____ teddy
3. _____ strawberries
4. _____ flowers
5. a _____ building
6. _____ sun

B3. Write the opposites of these words. Choose from the box.



1. heavy _____
2. young _____
3. full _____
4. clean _____
5. big _____
6. slow _____

B4. Read these sentences and circle the describing words.

1. This is a black pen.
2. Peter has a silver car.
3. The tree has many green leaves.
4. Mary is wearing an orange dress.
5. Rita's house has a red roof. It has green walls.

