



# **BAL BHARATI PUBLIC SCHOOL, PITAMPURA**

**05.10.20 to 09.10.20 (MATHS)**

Dear Students,

*It's okay to NOT KNOW, but it's NOT OKAY to NOT TRY.*


*Let's practice more to understand more.*



**LEARNING OUTCOMES** – Each child will be able to:

- write the counting from 1 to 100.

**ASSIGNMENT**– Numbers from 1 to 100



✚ Do page 76 and 77 in your Maths book.

*\*The pages have been attached in this PDF for your reference.*

✚ HOMEWORK- Write the counting from 1-100 in your Maths notebook.

*\*The work page has been attached in this PDF for your reference.*







Ch-8

Counting 1 - 100

TO · TO · TO · TO · TO

1




Teacher's Sign.



TO TO TO TO HTO

51





# **BAL BHARATI PUBLIC SCHOOL, PITAMPURA**

**05.10.20 to 09.10.20 (MATHS)**

Dear Students,

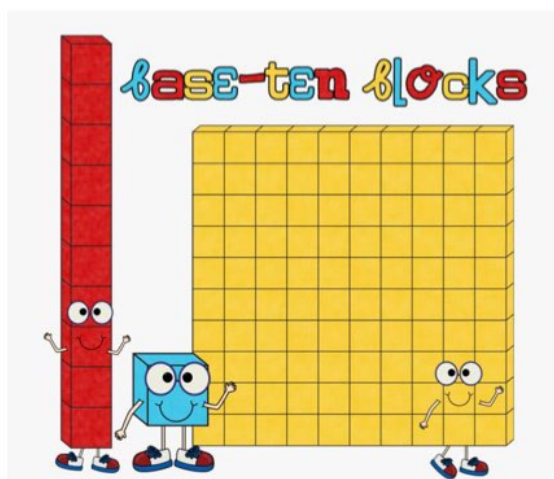
*Always believe that something wonderful is about to happen.*



**LEARNING OUTCOMES** – Each child will be able to:

- group the objects into tens and ones.

**ASSIGNMENT**– Tens and Ones



✚ **ACTIVITY TIME:-** *Revise counting in groups of tens and ones using RAJMA BEANS/CHANE and also with ARROW CARDS for numbers 1 to 100.*

✚ Discuss worksheet 1 in class.

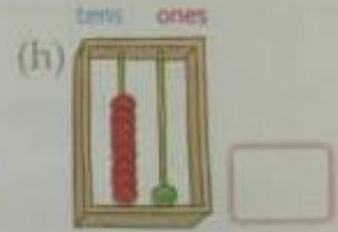
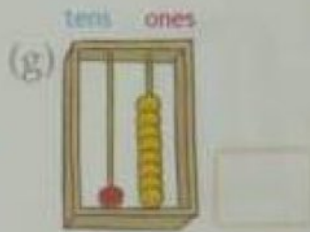
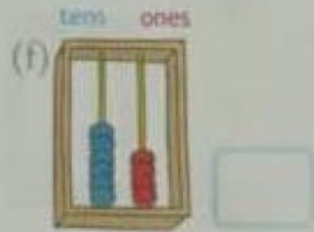
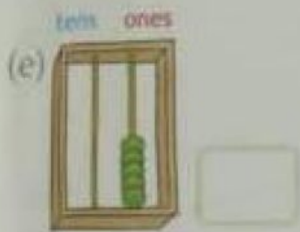
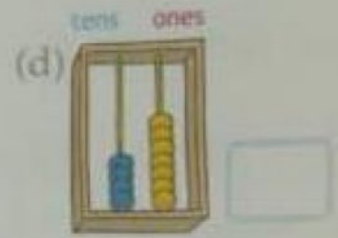
*\*The worksheet has been attached in this PDF for your reference.*

✚ Do worksheet 2 in homework in Maths notebook.


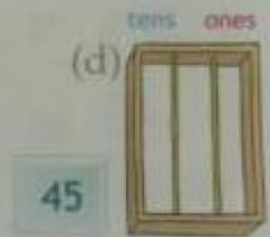
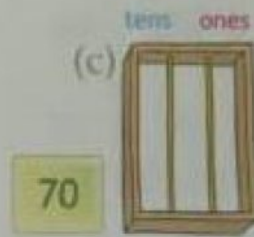
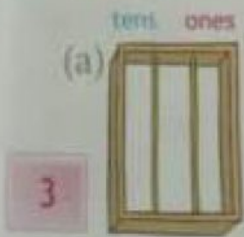
*\*The worksheet has been attached in this PDF for your reference.*

# WORKSHEET 1

1. Write the number.

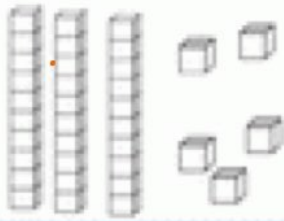


2. Draw beads to match the number.




## WORKSHEET 2

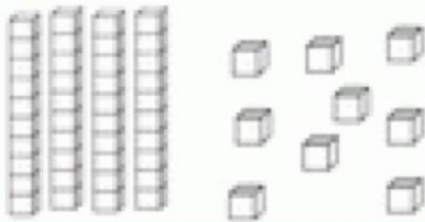
Identify and write the number.



$$= \underline{3} \text{ tens} + \underline{5} \text{ ones} = \underline{35}$$



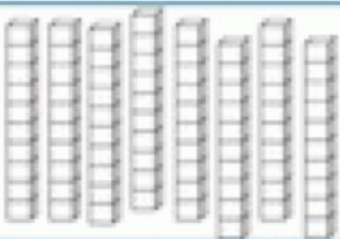
$$= \underline{\quad} \text{ tens} + \underline{\quad} \text{ ones} = \underline{\quad}$$



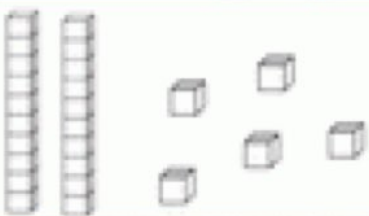
$$= \underline{\quad} \text{ tens} + \underline{\quad} \text{ ones} = \underline{\quad}$$



$$= \underline{\quad} \text{ tens} + \underline{\quad} \text{ ones} = \underline{\quad}$$



$$= \underline{\quad} \text{ tens} + \underline{\quad} \text{ ones} = \underline{\quad}$$



$$= \underline{\quad} \text{ tens} + \underline{\quad} \text{ ones} = \underline{\quad}$$





## **BAL BHARATI PUBLIC SCHOOL, PITAMPURA**

**05.10.20 to 09.10.20 (MATHS)**

Dear Students,

*Knowing what's right, doesn't mean much unless you do what's right.*



**LEARNING OUTCOMES** – Each child will be able to:

- do random counting from 1 to 100.
- complete the given counting series.

**ASSIGNMENT**– **Random Counting**



✚ Do page 78 in your Maths book.

*\*The page has been attached in this PDF for your reference.*

✚ Do the work on “Random counting” in your Maths notebook.

*\*The work page has been attached in this PDF for your reference.*

✚ **HOMEWORK**- Do the work “Complete the Series” in your Maths notebook.

*\*The work page has been attached in this PDF for your reference.*

# Random Counting

Hundred

**H**

Tens

**T**



Ones

**O**

## Let's Try

T	O		T	O	T	O		T	O	T	O		H	T	O
3	1				5	4				7	9				
								6	6						
			4	5	5	8									
3	6														
										8	5			9	5

a) Complete the number chains.



b) Make your own number chain by starting with the number of your choice.



**For the Teacher**

The child can start writing the numbers in the number chain - as per his/her choice.



Ch-8

Random Counting

a 34 to 57


TO · TO





b 77 to 99

TO · TO



Ch-8

Complete the series.

1 18, 19, \_\_\_\_\_, \_\_\_\_\_, \_\_\_\_\_, \_\_\_\_\_

2 33, 34, \_\_\_\_\_, \_\_\_\_\_, \_\_\_\_\_, \_\_\_\_\_

3 78, 79, \_\_\_\_\_, \_\_\_\_\_, \_\_\_\_\_, \_\_\_\_\_

4 50, 51, \_\_\_\_\_, \_\_\_\_\_, \_\_\_\_\_, \_\_\_\_\_

5 92, 93, \_\_\_\_\_, \_\_\_\_\_, \_\_\_\_\_, \_\_\_\_\_