






ART SYLLABUS FOR THE MONTH OF JULY 2020



WEEK – 1



CLASS	TOPIC	SUB TOPIC	LEARNING OBJECTIVES	LEARNING OUTCOMES	SUGGESTED ACTIVITIES	IMAGES
VI	FLOOR PAINTING	<i>TELANGANA-KOLAM</i>	STUDENTS WILL EXPLORE A DIFFERENT FORM OF INDIAN ART THAT IS USED FOR RELIGIOUS PURPOSE AND AS DECORATIVE DESIGN. RANGOLI IS A CREATIVE EXPRESSION WHICH IMPROVES ABSTRACT THINKING AND CREATIVE EXPRESSIONS.	IT IS A CONSTRUCTIVE EXERCISE TO DEVELOP MOTOR SKILL. IT GIVES AN EFFECTIVE KNOWLEDGE, AWARENESS AND SENSITIVITY OF INDIAN CULTURE	1-2D / 3D PAPER CUTTING RANGOLI DESIGNS FOLLOWED BY PATTERNS OF RESPECTIVE SUB -TOPICS. 2. DESIGN A SET OF COASTERS WITH GIVEN INDIAN RANGOLI PATTERNS. 3 .DESIGN A SET OF TABLE – MAT WITH GIVEN RANGOLI ART PATTERNS	
VII		<i>RAJASTHAN-MANDANA</i>				
VIII		<i>UTTARPRADESH - ALPANA</i>				




IX/X		UTTRAKHAND- AIPAN				
------	--	----------------------	--	--	--	---

ART SYLLABUS FOR THE MONTH OF JULY 2020
WEEK – II

CLASS	TOPIC	SUB TOPIC	LEARNING OBJECTIVES	LEARNING OUTCOMES	SUGGESTED ACTIVITIES	IMAGES
VI	INDIAN FOLK-ART	<i>GURJARI ART</i> <i>GUJRAT</i>	FOLK ART IS THE CREATIVE ENERGY FOUND IN RURAL AREAS. IT SHARES THE COMMUNITY VALUES. IT EVOLVES KNOWLEDGE, AWARENESS AND SENSITIVITY OF CULTURAL AND HISTORICAL HERITAGE.	THE ABILITY TO EXPLORE EXPRESSIVE QUALITY,SKILL, UNDERSTANDING AND VALUE OF ART IN COMMUNITY. THE INTEGERATION OF FOLK ART CAN PROVIDE A NURTURING ENVIROMENT	1. DESIGN A WALL HANGING EMBELLISHED WITH GIVEN FOLK ART FORM. 2. DESIGN A WIND CHIMES FOLLOWED BY GIVEN FOLK ART FORM.	

<p>VII</p>		<p><i>GOND ART MADHYA PRADESH</i></p>				 
------------	--	---	--	--	--	---



IX/X		SOHRAI ART JHARKHAND				
ART SYLLABUS FOR THE MONTH OF JULY 2020 WEEK – III						
CLASS	TOPIC	SUB TOPIC	LEARNING OBJECTIVES	LEARNING OUTCOMES	SUGGESTED ACTIVITIES	IMAGES
VI	INDIAN CONTEMPORARY ARTIST	SATISH GUJRAL	Explore in depth the Art world, its history, and its place in society. Also learn about the artist and his style of work	Assist learners to use aesthetic sensibility in day-to-day life situation; enable learners to achieve a balanced growth as a social being in tune with our culture through project work.	Students will make a project on the given artist and incorporate- 1.Life 2.Style of painting 3.Insert one original work 4.One copy self made work	



VII	INDIAN CONTEMPORARY ARTIST	RAM KUMAR	Introduce learners to different media and techniques and their use for creative and productive expression for common use;	Working with a brush or small tool helps develop fine motor skills. Painting also helps develop your child's hand eye coordination.	<ol style="list-style-type: none"> 1. Draw and colour a beautiful landscape referring the images of the given artist. 2. Write in brief about the style of painting. 	
VIII	INDIAN CONTEMPORARY ARTIST	NANDLAL BOSE	provide opportunities for development of awareness about folk forms, local specific arts and other cultural components leading to an appreciation of national heritage	Recognize elements of design in works of art. Analyze, interpret and evaluate the form and content of works of art	<p>Students will make a project on the given artist and incorporate-</p> <ol style="list-style-type: none"> 1. Life 2. Style of painting. 3. Insert one original work. 4. One copy self made work 	
IX/X	INDIAN CONTEMPORARY ARTIST	S. H. RAZA	Raza's art is an example of how simple geometric shapes can convey powerful ideas.	Students can relate to geometry as part of their syllabus	<ol style="list-style-type: none"> 1. Create a beautiful painting for your living room. 2. Size 8X10 inches with reference to the style of the given artist. 3. Write in brief about the style of painting. 	

ART SYLLABUS FOR THE MONTH OF JULY 2020

WEEK – IV

CLASS	TOPIC	SUB TOPIC	LEARNING OBJECTIVE	LEARNING OUTCOME	SUGGESTED ACTIVITY	IMAGES
VI	COLOUR	TECHNICAL NAMES	To enhance their knowledge about colors and its actual names	Will be familiar with the correct terminology.	<p>1.Enlist the correct name of colours from the 24 colour grid.</p> <p>2.Make a box on one side and colour the box with the same color.</p> <p>create a small.</p> <p>3.THANK YOU card with the same colours for our corona warriors.</p>	

VII	BRUSHES	TYPES OF BRUSHES	LEARN ABOUT THE TYPES OF BRUSHES USED AS a part of different mediums	Uses of brushes provide holistic way of learning through creating a rich variety of opportunities for cognitive and emotional development, motor development	<p>1.Project and research work from the internet.</p> <p>2.List down all the types if brushes.</p> <p>3.Try out strokes with all possible brushes available at home</p>	
VIII	TYPES OF COLOURS	<p>PRIMARY COLOURS.</p> <p>SECONDARY COLOURS.</p> <p>TERTIARY COLOURS/ NEUTRAL COLOURS.</p>	Students will be able to see how colors transform when different combinations are mixed together. They will also learn about making colors lighter by adding white.	Will apply the same in there compositions and art works they do to create gradients. They can experiment and create as many tints and shades they require	Create a colour wheel with the help of primary, secondary and tertiary colours	

IX/X	VARIETY OF COLOURS	<p>NATURAL COLOURS.</p> <p>EARTH COLOURS.</p> <p>TEMPRA COLOURS.</p> <p>CHEMICAL BASED POSTER COLOURS.</p> <p>OIL COLOURS.</p>	Where are natural colours obtained from and how are chemical based colours prepared	Will help in the study of old masters and prehistoric art forms. Will learn about the handling of different mediums	<p>Prepare a project on</p> <ol style="list-style-type: none"> 1. Various variety of colours 2. How are they obtained from nature or how are they made. 3. Add images to beautify your project 	<div data-bbox="1666 240 2063 512">  <p>Natural Dyes</p> </div> <div data-bbox="1666 512 2063 880">  <p>Chemical colours</p> </div>
------	--------------------	---	---	---	---	---