



BAL BHARATI PUBLIC SCHOOL, PITAMPURA, DELHI-110034

SUBJECT- ENGLISH (2020-21)

CLASS 4

TOPIC- KINDS OF NOUNS

PART-III

NAME: _____ CLASS IV: _____ DATE: 20.04.2020

LET'S REVISE

What is a Noun?

Nouns are naming words for people, animals, places, things, ideas, and qualities. In fact, they name everything around us including those that are invisible (wind, gas, vapour).

Different kinds of nouns:

There are many kinds of nouns. You have studied four kinds: **proper nouns**, **common nouns**, **collective nouns** and **abstract nouns**.

LET'S PRACTISE (Q 1. To Q3. to be done in the notebook)

Q1. Pick out the nouns in the following sentences and put them in the correct columns as common, proper, abstract and collective nouns.

(No need to copy the sentences. Only draw the table in the notebook)

1. Always speak the truth.
2. We all love honesty.
3. I have two bunches of keys.
4. The lion is the king of the beasts.
5. Solomon was the wisest of all kings.
6. Cleanliness is next to godliness.
7. The band of musicians played at the concert.
8. Did you see the herd of elephants?
9. The Nile is the longest of all rivers.
10. A committee of six was appointed to assess the situation.
11. Jawaharlal Nehru was the first Prime Minister of India.
12. Mr. Singh was rewarded for his bravery.
13. He gave me a basket of apples.
14. The troop of soldiers marched into the ground.
15. Wisdom is better than riches.

S.NO	PROPER	COMMON	COLLECTIVE	ABSTRACT
1				
2				
3				
4				

Q2. Read the given instructions carefully and answer. (No need to write the instructions. Only write one sentence corresponding to each instruction and highlight all the nouns used in them. The first one has been done for reference.)

a. Write a sentence using two nouns that name your family members.

Ans: My mother and father gave me a wonderful gift.

b. Write a sentence using a noun that names an idea you cannot usually see.

c. Write a sentence using a noun that names a non-living thing that you can see.

d. Write a sentence using nouns that name two or more cities, states or countries that you would like to visit.

e. Write a sentence using nouns that name animals in a zoo.

Q3. CREATIVE WRITING : PICTURE COMPOSITION (Do it on a new page)

Children, use the following link to learn the basics of writing a Picture Composition.

<https://youtu.be/0h6bFKDqyDU>

TASK: Imagine this cute chimpanzee as your pet .Write a few lines telling about him to your friends. (80-100 words)




My Pet : Dodo

WORDLY WISE

WEEK -1

Complete the crossword puzzle using the clues given below.



Created using the Crossword Maker on The

Across

3. to separate into parts
4. a relationship between friends

Down

1. strongly attracted
2. Greatly pleased/joyful.
5. be given

Helpbox: receive, friendship, delighted, divide, fascinated

NOTE: Dear parents, we are introducing this new segment called **WORDLY WISE** from today onwards to enhance the students' vocabulary. The daily work given under this segment needs to be done in the Vocabulary Notebook which you must have got in the book set. In case, you haven't bought the book set till now, feel free to divide the LIFESKILLS diary made by you into two parts and use the second part as Vocabulary notebook.

For the above question, you may only write the answers in the notebook along with their corresponding meanings from the crossword.

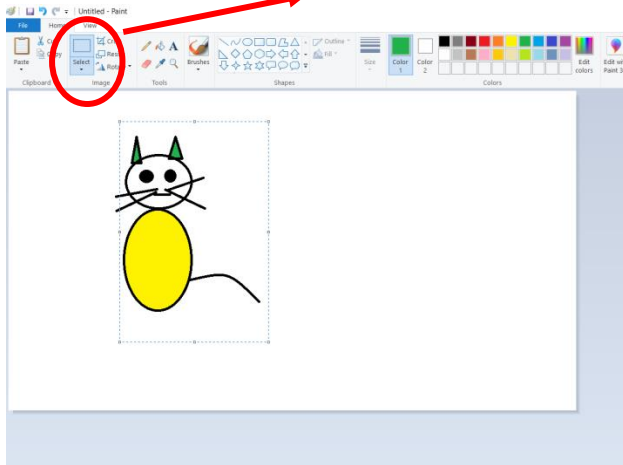
FUN TIME

COMPUTER ACTIVITY-: Copy-Cat

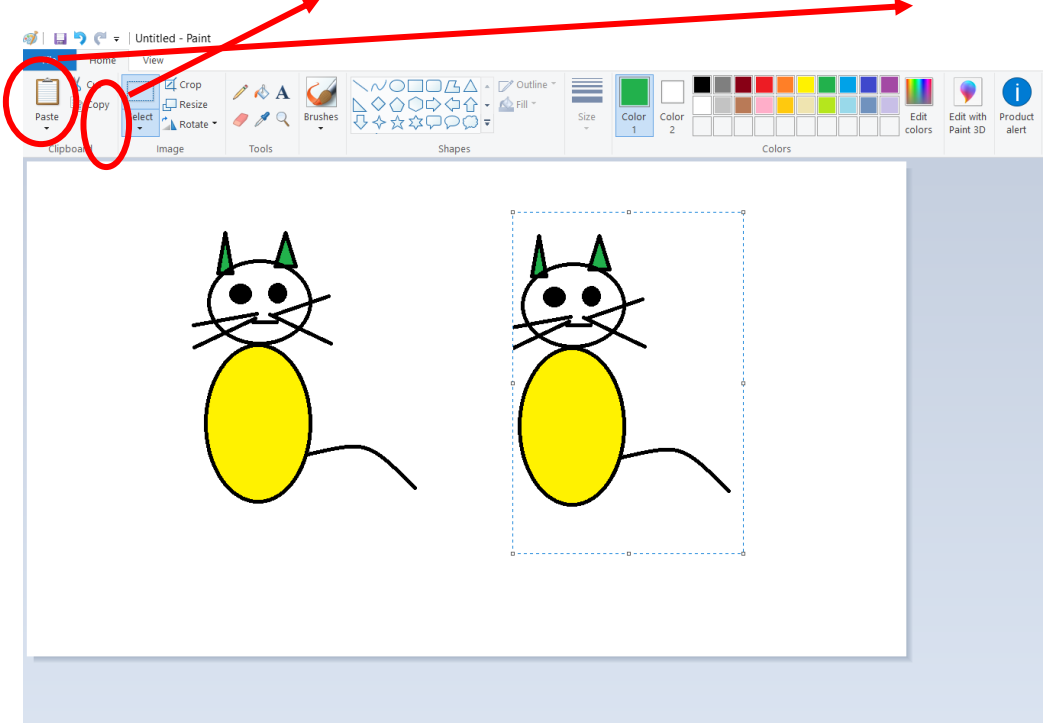
Using MS PAINT

In this fun activity we will use **COPY PASTE** feature of MS Paint
Follow the steps:

- Choose a **Common Noun** and draw it in MS Paint.
- Now using the **SELECT** Tool, select the image.



- Click on the **COPY** (Ctrl+C) button and then click on **PASTE**(Ctrl+V) button.



- Hurray, you have now created a copy of the image!!!
- Save your file and exit MS Paint.